



Commander Naval Forces Korea  
Commander Fleet Activities Chinhae



# Welcome to Korea



# TABLE OF CONTENTS

## [FFSC KOREA](#) 3

FFSC  
FFR PROGRAMS  
SAPR  
LOAN LOCKER

## [WELCOME TO KOREA](#) 7

KOREAN CULTURE & INFORMATION  
THEATER SPECIFIC REQUIRED TRAINING  
UNOFFICIAL INPROCESSING CHECKLIST

## [BEFORE YOU ARRIVE](#) 14

MOVING OVERSEAS CHECKLIST  
COMMUNICATING WITH YOUR SPONSOR  
FINANCIAL PLANNING FOR PCS  
MILITARY INSTALLATION INFO—CHINHAE  
CELL PHONES & DIALING TO/FROM KOREA  
PASSPORTS & VISAS  
STATUS OF FORCES AGREEMENT (SOFA)  
PCSing WITH PETS  
EDUCATION & CHILDCARE  
COPING WITH PCSing  
SYMPTOMS OF CULTURE SHOCK  
NAVY HOUSEHOLD GOODS  
PLANNING FOR A NEW HOUSE  
WHAT TO/NOT TO PACK  
SHIPPING A VEHICLE

## [WHEN YOU ARRIVE](#) 31

UNOFFICIAL CHECKLIST  
GETTING TO KOREA  
TAXIS WITH CFAC ACCESS  
PERSONAL SECURITY  
NONCOMBATANT EVACUATION OPERATIONS  
THE KOREAN NATIONAL POLICE  
EMERGENCY READINES—TYPHOONS  
OFF-LIMITS AREAS AND ESTABLISHMENTS

## [LIVING IN KOREA](#) 37

HOUSING IN CHINHAE  
HOUSING ON THE ECONOMY  
BUSAN NEIGHBORHOODS  
LOAN LOCKER FLYER  
PET REGISTRATION & VET TREATMENTS  
BRINGING VISITORS ON BASE

FLEET & FAMILY SUPPORT CENTER FLYER  
CFAC MAP  
CFAC PHONE ROSTER  
CFAC MWR & CYP INFO  
NAVY SAPR INFO  
BUSAN MAP & PHONE NUMBERS  
ROK/ PIER 8 / BSC (PIER 5)  
BUSAN SKY BIZ PHONE NUMBERS  
NAVY HOUSING/FFSC/MWR  
BUSAN SKY BIZ DIRECTIONS  
MyNAVY FAMILY APP FLYER  
TRANSLATION SERVICES  
SHOPPING

## [TRANSPORTATION](#) 51

PUBLIC TRANSPORTATION  
BUSAN METRO  
TAKING THE PUBLIC BUS  
TAKING INTERCITY BUS

## [DRIVING IN KOREA](#) 55

GETTING USFK DRIVER'S LICENSE  
VEHICLE INSURANCE  
DRIVING CULTURE & TIPS  
HOW TO REGISTER A POV IN CHINHAE  
HOW TO PICK UP & REGISTER A POV IN BUSAN  
ACCIDENTS & SECURITY DESK NUMBERS  
ACCIDENT REPORTING PROCEDURES

## [STAYING HEALTHY IN KOREA](#) 71

PREVALENT DISEASES & SPECIAL CONCERNS  
HOSPITALS & MEDICAL CULTURE  
BUSAN HEALTHCARE OPTIONS

## [KOREAN CURRENCY](#) 78

CREDIT CARDS & EXCHANGE RATES  
KOREAN BANK ACCOUNTS

## [MISC. INFO](#) 80

RELIGIOUS SERVICES  
CENTER FOR LANGUAGE,  
REGIONAL EXPERTISE AND CULTURE  
ONLINE RESOURCES FOR #LIVINGINKOREA  
USEFUL APPS FOR #LIVINGINKOREA  
OTHER GENERAL INFORMATION



**These boxes contain details, contacts or resources to help you navigate your PCS move and get settled in Korea**




**Sailor/Spouse's Suggestion:** These boxes contain the personal opinions and comments made by sailors & families previously or currently living in Korea



# FLEET & FAMILY SUPPORT CENTER

The Navy's Family Readiness programs



## FLEET AND FAMILY SUPPORT PROGRAM (FFSP)

- Counseling, Advocacy and Prevention (CAP)
- Sexual Assault Prevention and Response (SAPR)
- Work and Family Life (WFL)
- Sailor and Family Information and Referral
- Relocation Support Service (Loan locker, ICR)



First floor, BLDG #711, CFA Chinhae



FFSCKorea@us.navy.mil



DSN: 315-763-5566 COMM: 050-3363-5566

## The Navy's Family Readiness programs



CAP

Counseling, Advocacy, and Prevention program provide individual, group and family counseling, victim intervention and related prevention education and awareness programs.

- Clinical Counseling
- Sailor Assistance and Intercept for Life (SAIL)
- Family Advocacy Program (FAP)
- New Parent Support Program (NPSP)
- New Baby Bulletin Resources
- Baby Safe Sleep



SAPR

Sexual Assault Prevention and Response program provides sexual assault awareness and prevention education, victim advocacy, response coordination, case management and incident data collection to active-duty personnel, adult family members, DoD civilians/contractors and commands.



WFL

Work and Family Life programs directly support mission readiness by preparing service members and their families for the physical, emotional, interpersonal and logistical demands of the military lifestyle. Our programs and services include:

- Virtual Work and Family Life
- Deployment Readiness Support
- Individual Augmentees Spouse and Family Support
- Ombudsman Program
- Transition Assistance
- Relocation Assistance
- Family Employment
- Personal Financial
- Emergency Response
- Life Skills
- Loan Locker
- Intercultural Relations (ICR)



# SEXUAL ASSAULT PREVENTION AND RESPONSE PROGRAM

All Korea Navy 24/7 SAPR Response Lines:  
Chinhae (CFAC): +82 10-3567-0255  
Busan (CNRK/CNFK): +82 10-3800-4483

## RESTRICTED REPORTING

A reporting option that allows sexual assault victims *to confidentially disclose the assault to specified individuals without triggering an official investigation*. The individuals include SARC, SAPR VA, Deployed Resiliency Counselor, and healthcare provider. Victims can confidentially communicate with the Chaplain and Victims' Legal Counsel (VLC). Victims also have access to medical treatment, advocacy and counseling.

## UNRESTRICTED REPORTING

A reporting option where the victim's disclosure is reported to law enforcement and *may result in an official investigative process*. Victims can confidentially communicate with the Chaplain and Victims' Legal Counsel (VLC). Victims also have access to medical treatment, advocacy, counseling, Victim/Witness Assistance Program (VWAP), protective orders and expedited transfer.

To Make a Report of Sexual Assault Outside of Your Chain of Command:

Sexual Assault Response Coordinator(SARC):  
DSN: 315-763-5485  
Cell: +82 10-8707-8477

Legal Assistance for Victims of Sexual Assault:

Victims' Legal Counsel (VLC): DSN: 315-252-3121  
Cell: +81 070-7602-1080 (Sasebo, Japan)  
VLCPacific@us.navy.mil

**CATCH**  
A SERIAL OFFENDER PROGRAM



<https://www.sapr.mil/CATCH>



**Additional Support for Victims of Sexual Assault:**  
Emergency: Dial 911 from any DSN  
CFAC Emergency Dispatch: +82 050-3363-5545

**Department of Veterans Affairs (civilian legal services):**  
<https://www.va.gov/ogc/legalservices.asp>

# LOAN LOCKER

**New to Korea? Ready to PCS again?**

**Stop by the Fleet & Family Support Center to check out a Loan Locker hospitality kit with household essentials.**



**Chinhae/Busan Office**

**DSN**

**(315)763-5566/5446**

**COMM**

**0503-363-5566/5446**



**FFSCKorea@us.navy.mil**

**Loaner Items Includes:**

**Dining sets & utensils**

**Small kitchen appliances and more.**



**The**  
Fleet & Family Support  
**Center**

# WELCOME!

## CONGRATULATIONS ON YOUR ORDERS TO KOREA!

Korea is a beautiful and fascinating country and though Korea's culture is very different from America's, the Western influence is readily apparent in most of the metropolitan areas. Because of this, Sailors assigned here often have the best of both world- they can enjoy a foreign culture, but still experience a touch of home.

Because of its unique geographical location to Japan, China, South-East Asia, and even Russia, the Korean peninsula, aka "the pen" is considered an international hub of Asia. Approximately 70 percent of South Korea's land area is comprised of mountains and uplands that provide beautiful views sometimes all the way to the coast. Mount Halla (6,396 feet/1,950 meters) on Jeju Island is its tallest peak. South Korea as a whole, has a population of around 50 million people.

Despite what you may see or hear on the news, feel confident your new host country is safe. What's more, if any emergencies were to arise, evacuation procedures of all non-essential personnel are in place to ensure families are returned home long before the supposed threat of danger occurs.



## MULTIPLE COMMANDS, MULTIPLE LOCATIONS



**Commander Fleet Activities Chinhae (CFAC)** is in the small city of Chinhae on the southeast tip of the Korean peninsula. The city is cradled by beautiful Jangbok Mountains. There is a population of around 182,000 people except in the spring when the population doubles as people come from all over the county for the most famous cherry blossom festival. Chinhae boasts more than 160,000 cherry blossom trees and so many picture perfect views. The city is steep in history and there are many cultural assets to the locality, such as temples, museums and monuments. In 2010, the cities of Chinhae, Changwon and Masan merged and are officially known now as Changwon, a region with many parks and sites of natural beauty.

There is a large U.S. and Korean naval population including the largest Republic of Korean (ROK) Navy Base and the ROK Naval Academy. The atmosphere is relaxed and friendly and U.S sailors are generally made to feel very welcome by the locals. It is vital that we keep it this way and therefore it is important to remember that you are an ambassador for the Navy at all times.

For **Command Naval Forces Korea (CNFK)** personnel working and living in the neighboring metropolis city of Busan, about 75 minutes from Chinhae, there is an abundance of social and cultural activities to explore. It is the second largest city in Korea as well as the largest port in Korea. With a metro population of 8.2 million people, the city has first class attractions and amazing and affordable public transportation. There are city based activities such as museums, culture and art exhibits, and theater to enjoy. Luckily, the climate is very mild compared to the northern part of Korea and you can enjoy the outdoors for much of the year. For nature lovers there are a multitude of gorgeous hikes, coastal walks and quiet neighborhoods to explore plus several amazing beaches. There is something in Busan to enjoy no matter the season.



# KOREAN CULTURE & INFORMATION

## GEOGRAPHY & TOPOGRAPHY

### LOCATION


The Korean peninsula is divided just slightly north of the 38th parallel. The democratic Republic of Korea in the south and the communist government of North Korea are separated by a demilitarized zone. Bordered by the continental giants of China and Russia to the north and the maritime nation of Japan to the south, the peninsula long served as a cultural conduit—benefiting from its proximity to neighboring civilizations while also enduring the burden of frequent external aggression. South Korea shares a land boundary with North Korea of about 150 miles/238 kilometers.

Approximately 70 percent of South Korea's land area is comprised of mountains and uplands. Mount Halla (6,396 feet/1,950 meters) on Jeju Island is the tallest mountain. The longest rivers are the Naktong River, the Kum River, and the Han River, which flows through Seoul.

## KOREAN NATIONAL SYMBOLS

### NATIONAL FLAG

Korean flag is called "Taegeukgi" in Korean. Its design symbolizes the principles of the yin and yang in Oriental philosophy. The circle in the center of Korean flag is divided into two equal parts. The upper red section represents the proactive cosmic forces of the yang. Conversely, the lower blue section represents the responsive cosmic forces of the yin. The two forces together embody the concepts of continual movement, balance and harmony that characterize the sphere of infinity. The circle is surrounded by four trigrams, one in each corner. Each trigram symbolizes one of the four universal elements: heaven ☰, earth ☷, fire ☲, and water ☵.



### NATIONAL FLOWER



The national flower of Korea is the Mugunghwa, rose of Sharon. Every year from July to October, a profusion of Mugunghwa blossoms graces the entire country. Unlike most flowers, Mugunghwa is remarkably tenacious and able to withstand both blight and insects. The flower's symbolic significance stems from the Korean word 'mugung', meaning immortality. This word accurately reflects the enduring nature of Korean culture, and the determination and perseverance of the Korean people.

### NATIONAL ANTHEM

The Korean national anthem is "Aegukga," which means "Love the Country". Records show that a Western-style military band was formed during the time of the Daehan Empire (1897-1910) and that the "Daehan Empire Aegukga" was composed in 1902 and played at important national functions. The original words of Aegukga appeared in a written form around 1907 to inspire allegiance to the nation and foster the spirit of independence as the country faced threats of foreign annexation. Over the years, the lyrics and tune have gone through several versions until they were adopted as the national anthem in the present form in 1948.

# POPULATION & CROWDS

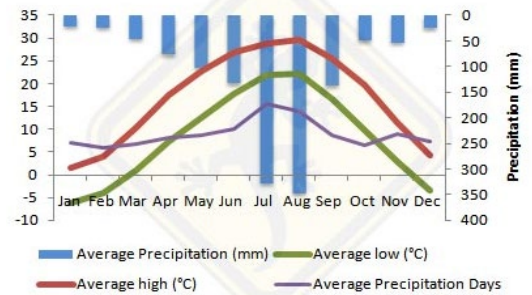


There are over 51 million people in South Korea, a third of who lives in Seoul area. But even the smaller cities are densely populated and quite congested. Expect a good bit of jostling and pushing in public places especially in the open air or street markets. Don't be shocked if you get pushed a bit as someone tries to get through the crowds. It may be annoying but try not to get angry or take it personally. Similar jockeying for position takes place on the roads and highways. Again, it's best to remain calm.

# CLIMATE

Korea has four distinct seasons with dry, cold winters and short, hot humid summers with late monsoon rains and typhoons. Seoul's January mean temperature is 22 degrees F. to 35 degrees F. In July it is 73 degrees F. to 78 degrees F.

The annual rainfall varies from year to year but usually averages more than 39 inches/100 centimeters. Of that total, two-thirds of the precipitation falls between June and September. Since Busan and Chinhae are in the southern part of the peninsula, the weather is less extreme than Seoul in the winter and summer but as coastal cities they can be quite windy.



# POPULATION

The air tends to get smoggy in the springtime and sporadically throughout the year. When this happens, the city will issue warnings and safety tips about staying indoors. Some apartments include built in filtration systems while you can also purchase your own portable systems. Additionally, there are many free apps you can download for up to date air quality ratings.

# FOOD



Korean food is an acquired taste. Some people never get used to it while others quickly become addicted. But all would agree that it's not for the faint of heart. Many dishes, such as Kimchi, are flavored with ground chili pepper, which grows in abundance here. A Korean meal typically consists of rice, soup, and a number of small vegetarian dishes such as spinach, bean sprouts, and tofu. Beef and pork are very popular and are often marinated and grilled at the table (Bulgogi and Kalbi). Americans also enjoy Yaki Mandu (fried dumplings) and Chapchae (clear noodles with vegetables and beef). Korean chopsticks can be a little challenging at first as they are very thin, made of steel and quite slippery. Another change for

Americans is being seated on cushions on the floor around low tables. If you eat out with Korean friends who are a bit older or just "old school", they may insist on paying especially if they made the invitation. Just make sure to return the favor. If you go out to eat in a group, like for Korean BBQ where you are sharing all the main dishes, it is pretty common place now a days to just pay for your portion and beverages at the cashiers.

# LEARNING KOREAN



"A wise man can acquaint himself with Hangul before the morning is over; a stupid man can learn them in the space of 10 days"

**Learning the Alphabet:** Known as Hangul (or Hangeul), the Korean alphabet is considered one of the most efficient alphabets in the world and has garnered praise from language experts for its scientific design. Hangul was created under King Sejong in 1446 who desired that the common people could read and write. Thus, Hangul's original name, Hunmin chongum, literally meant "the correct sounds for instruction of the people."

Hangul is a phonetic system consisting of 24 letters, and is not difficult to learn. Being able to decipher a little Hangeul is a very useful skill. The Korean spoken language is properly referred to as "Han gung mal." Because the sounds of Korean don't correspond precisely with those of English, their words are difficult to write in the Roman alphabet. Korea recently began to change the way it transliterates certain sounds to more accurately reflect their pronunciation, but not all of the signage has caught up with this spelling reform. Expect to see the same word written with either P/B, T/D, K/G, CH/J, O/EO. For example: Chinhae/Jinhae, Pusan/Busan, Taeku/Daegu, Cheju/Jeju, Pyongtaek/Pyeongtaek.

At first glance Hangul might seem overwhelming and confusing but in less than 2 hours you can learn the symbols and sounds and begin working on vocabulary and phrases which will open so many doors during your experience in Korea. Learning to read street signs can help you find your way around while you may be surprised to find that so many restaurant menu items have the same pronunciation in Korean and English but are spelled in Hangul. Reading Hangul will also help with many pronunciation mistakes that hinder foreigners from communicating with taxi drivers, neighbors, and servers.

English has been taught in Korean schools, starting in the 1<sup>st</sup> grade, since 1998. In the past, English was taught in Korean schools, beginning in the 7<sup>th</sup> grade, with an emphasis on grammar instead of speaking. When you are speaking with Korean nationals, speak slowly and clearly to increase your chances of being understood.

**Where Can I Learn Korean:** From affordable books to free language apps there are so many resources available to learn Korean. Search websites like Facebook and Meetup.com for more information or to find a local language exchange partner.

**And Remember!** A simple bow and a smile goes a long way! Like the rest of us, if someone sees you are trying, Koreans are often willing to lend a hand or forgive cultural faux pas if you lead with kindness first.

## Basics Phrases

Goodbye (to person leaving) – **Anyeonghi kaseyo**  
Goodbye (to person staying) – **Anyeonghi kyeseoyo**  
You're welcome – **Chon manhaeyo**  
How much? – **Eolmayeyo?**  
Thank you! – **Gamsahamida!**

Excuse me – **Mian hamida**  
It's delicious – **Mah shi seumnida**  
Help! – **Saram sallyeo**  
Where's the restroom? – **Hwajangshil eodi iseoyo?**  
I am sorry – **Mian hamida**

## HOLIDAYS ETC.

### LUNAR (VARIABLE-DATE) HOLIDAYS

On Lunar New Year and Chuseok (Korean Thanksgiving day), most Koreans make a pilgrimage to their hometown to celebrate with their parents and honor their ancestors. Stay off the roads during these 3-day festivals! All the nation's roads, from the interstates to village streets, are clogged with traffic during this time and a short trip can become a full day affair!

DATE	NAME OF HOLIDAY
Jan-Feb	Lunar New Year – 3 days
May	Buddha's Birthday
Sep-Oct	Chuseok (Korean Thanksgiving day) – 3 days

### SOLAR (FIXED DATE) HOLIDAYS (\*public holiday)

DATE	NAME OF HOLIDAY
*Jan 1	New Year's Day
*Mar 1	Independence Movement Day, commemorating the uprising against Japanese occupation in 1919
Apr 5	Arbor Day
Apr 19	Anniversary of the Student Revolution of 1960
*May 5	Children's Day
May 8	Parents' Day
*Jun 6	Memorial Day
Jul 17	Constitution Day
*Aug 15	Liberation Day, commemorating the liberation from Japan in 1945
Oct 1	Armed Forces Day
*Oct 3	National Foundation Day, in memory of Dangun (mythical 1 <sup>st</sup> Korean)
*Oct 9	Hangul Day, in honor of the Korean phonetic alphabet
Oct 24	United Nations Day
*Dec 25	Christmas

## NAMES AND NAME CARDS

### NAMES

Korean names consist of three parts: Traditionally the family name first (Kim) followed by a two-syllable first name (Dae-Jung), one of which is a generational name given to all members of the family. Women keep their maiden name even after marrying. However Korean prefers to address each other by their titles (teacher, elder sister, Johnnie's mommy, etc.) rather than by name. Those who interact frequently with Americans, however, are accustomed to being called by their first names. With people you don't know well, it is preferable to say Mr. Oh or Ms. Chong rather than Sang-soo or Yun-hee.

### NAME CARDS

Koreans always carry a supply of their business cards, sometimes printed in English on one side, which they call name cards. Even shopkeepers will often hand you their card so you can find their shop again (some have little maps on them) or recommend them to your friends. When being handed a name card, receive it respectfully. Accept it with both hands, read it, and place it in a safe place such as your wallet. Don't stuff it in your back pocket, at least not in the presence of its owner.

## GIFTS

Koreans are extremely generous and exchange gifts on many occasions. The appearance and presentation are as important as the present itself. A gift should always be wrapped in several layers: tissue or wrapping paper, ribbon, and perhaps a gift bag. The sincerity of the donor is reflected in the degree of care taken with the presentation. Like name cards, gifts should always be offered and accepted with both hands. If you attend a wedding or funeral, bring a small amount of money in a white envelope with your name written on it (not in red ink!), which you hand to the clerk at the door. It is very rude to hand someone cash directly, except of course when making purchases. It is always appropriate to bring a small hostess gift when invited to someone's home. Koreans will often bring common household necessities like gift sets of tissues, soaps or laundry detergent. Don't be surprised if you, too, receive such gifts if you invite Koreans over. Generally, Koreans will not open a gift in the donor's presence, in order not to embarrass him if the gift is a modest one. Koreans often exchange presents for the Chuseok holiday. You too may want to give something to your housekeeper, landlord, or friends at this time. Since it is a harvest festival, agricultural products such as alcoholic beverages, ginseng, honey or fruit are traditional gifts. Americans might consider giving homemade baked goods to their Korean friends.

# DO'S AND DON'TS IN KOREA

## DO

- Remove shoes when entering a home or traditional Eastern-style restaurant
- Show respect for the elderly by acting dignified and polite around them.
- Wait for older people at the table to start eating before you begin.
- Avoid comparing Korea to Japan (unless favorably).
- Take a small hostess gift if invited to a Korean home.
- Use both hands to give or receive gifts and money.



## DO NOT

- **Wear shoes into a Korean home.**
- **Offer money or gift with one hand only, especially the left.** Always use both hands. This applies particularly to transactions with elders.
- **Write someone's name in red ink.** In Korea, this denotes death.
- **Stick chopsticks upright in a rice bowl.** This also denotes death, since Koreans only do this during a memorial service.
- **Touch people on the shoulder or head,** especially if they are older than you.
- **Motion to someone with the index finger.** This gesture is only used with pets; to beckon a person in this way is extremely disrespectful.
- **Put your feet up on a desk or chair.** This is considered rude behavior.
- **Blow your nose at the dinner table.** Like us, Koreans consider it disgusting for a person to blow his nose in the direction of others or while eating.

## DO NOT BE SURPRISED...

- If brand-new acquaintances inquire about personal matters such as your age or marital status.

It's a sign of interest, not nosiness.

- To see Koreans of the same sex linking arms or holding hands. Usually they are just friends.
- If you receive a last-minute invitation as Koreans are very spontaneous.
- Korean guests come early or late since time frames have a more fluid meaning here.

## LAST BUT NOT LEAST: RESTROOMS

A few tips to help you out:

- You will find Western-style toilets in most homes, larger cities, some public buildings, and at highway rest stops. Elsewhere, expect the traditional squat toilet.
- Remember to carry tissues with you since Korean toilets do not always include this amenity.
- In some public restrooms the toilet paper is in the room near the sinks/doorway and not in the individual stall.
- If someone knocks on the stall door while you're in there, simply knock back to show it's occupied or the person might try to open the door.
- You also may notice that many restrooms will have signs instructing you to put the toilet paper in the toilet or in the trash as some old plumbing systems will get clogged easily. Please follow the signs to avoid any unfortunate and costly situations.



To download the original map please visit <https://english.visitkorea.or.kr>



Visit the Korea Tourism Organization website for more detailed information about all of the sites and suggested itineraries to help you make the most of any day trips or longer excursions within Korea

# BEFORE YOU ARRIVE

## UNOFFICIAL SIMPLIFIED CHECKLIST

---

### WHAT

Obtain no fee passports for all family members  
Initiate pet paperwork  
Research schools and initiate transfer  
Update family immunizations  
Contact school liaison office  
Ensure driver's licenses are current  
Complete and submit housing application  
Update insurance: auto, renters, and home-owners  
Ensure all DEERS information is accurate  
Complete theater specific training

### WHEN

ASAP  
ASAP  
ASAP  
6 weeks out  
6 weeks out  
30 days out  
30 days out  
30 days out  
Prior to arrival  
Prior to arrival

---

## REQUIRED TRAINING

Click on the link button on the lower left side of the main page that says required training. This required training includes the welcome aboard video, training module, 350-2, and policy letters. You must provide proof of completion to initially shop in duty free outlets such as the exchange and commissary.



Please visit <https://www.usfk.mil/Newcomers/> for newcomers' resources



Please visit <https://jkodirect.jten.mil/> for USFK Theater Specific Training



# MOVING OVERSEAS CHECKLIST

## Gather Information

- Meet with FFSC staff.
- Check out FFSC, command and base websites for new duty station.
- Research country. Go to the library and check online.

## Upon Receipt of Orders

- Schedule overseas screening for all family members.
- Call or visit any transportation office or PPO.
- Go on move.mil to find tutorials about the Defense Personal Property System (DPS) to arrange the move of your household goods.
- Apply for no-fee passports.
- Book temporary lodging at new duty station.

## Three to Six Months before the Move

- Notify housing or property manager.
- Prepare to rent or sell house.
- Track moving expenses and determine relocation allowances.
- Inventory household to determine what to ship, what to store, and what to sell.
- Determine if household pets can move overseas with you.
- Acquire original/copies of medical, dental and legal documents including marriage licenses, birth certificates, etc.
- Double check legal documents including marriage licenses, wills and powers of attorney, etc.
- Book military flights to host country up to three

months in advance.

- Contact a TRICARE health benefits advisor.

## Four to Eight Weeks before the Move

- Contact utility companies.
- Contact insurance companies. Determine household and car insurance needs.
- Obtain change of address form online at [moversguide.usps.com](http://moversguide.usps.com)
- Check all family member ID card expiration dates.
- Renew if any will expire during transit time to new duty location.
- Check driver's license expiration date. Renew so it will be valid when you return.
- Obtain international driver's license, if applicable or required.
- Notify schools.
- Obtain antiterrorism training (dependents 14+). <https://jko.jten.mil/courses/AT-level1/launch.html>

## One to Two Weeks before the Move

- Contact TRICARE health-benefits adviser.
- Arrange child and pet care for packing and moving days.
- Double-check all travel arrangements and arrival plans.
- Separate items not to be packed with household goods.
- Obtain school or other records that need to be hand-carried.

## COMMUNICATING WITH YOUR SPONSOR

### What Should I Tell My Sponsor?

- About your family — spouse and/or children and/or pets — their names and ages.
- Your family's immediate needs: housing, schooling, etc.
- What type of housing you will need: on/off base, rent or buy.
- How you will be arriving — plane or car.
- Date and time of your arrival.
- Any special needs or concerns: exceptional family member, medical needs, etc.
- Make a checklist of things you want to tell or ask your sponsor. Keep it handy when you write, phone or e-mail.

### ***Remember:***

***Communication is a  
2 way street and you  
need to communicate  
openly and honestly!***

### What Should I Ask My Sponsor?

- Your sponsor will be able to answer many of your questions and assist you in various ways. If you are moving to Chinhae, visit Plan My Move on the Military INSTALLATIONS website and prepare a list of questions about the area. If you are moving to Busan, research via tourism sites and your sponsor will be able to give you firsthand impressions and information.
- Ask your sponsor about their situation. Knowing if they are single or married, or have children, will help you know how available your sponsor will be for you. Find out what you can count on without imposing.
- Ask your sponsor what you need to know about the area. If you have school-age children, ask about the local schools. Find out about the job market for your spouse or teenage children. Inquire about housing and temporary lodging.
- Once you have arrived, your sponsor may be able to assist with transportation, a tour of the community, temporary housing or arranging child care.

If you're relocating overseas, ask your sponsor about:

Currency exchange	The climate
Housing options	The culture
Cost of living	What to bring
Child care	Schools

# FINANCIAL PLANNING FOR PCS

## Changes in Your Benefits, Entitlements and Allowances

Let's compare your current income at your current duty station to Korea by using the table below.

Overseas Housing Allowance (OHA) tables can be found at <https://travel.dod.mil/Portals> and <https://www.dfas.mil/MilitaryMembers/payentitlements/> displays Military Pay Tables & Information.



There is a difference in the housing allowance for Chinhae versus Busan. Double check which city/ command you have orders to so that you can plan accordingly as it might affect what HHG you ship here and your schooling options.

But if stationed in Chinhae, and you have children who will be attending school in Busan and you wish to live in Busan, you will have to request to live off base and need to find accommodations that fit within the Chinhae OHA.

Due to the lower budget, you may need to be more flexible in your housing amenities and you also may not end up living in the neighborhoods where many other military families unless you can afford to and want to pay out of pocket.

No on base housing in Busan.

Chinhae has on and off base options.



Waiting for your TLA and reimbursements can take 2-4 months sometimes. It is **highly recommended** that you take advanced pay to make sure you can cover your food, lodging, and other bills without financial hardship.

# MILITARY INSTALLATIONS INFO - CHINHAE

If receiving PCS orders to Commander Fleet Activities Chinhae, you can utilize the <https://installations.militaryonesource.mil/> website and find out more information about where you are going. You can also visit <https://planmymove.militaryonesource.mil/> to create a tailored calendar of tasks for your move.

## Military Installations

1. Enter "Chinhae" for installation
2. Click on "Go>>"
3. Explore Chinhae!
4. Create Installation booklet



## PLAN MY MOVE

### Welcome to Plan My Move

Plan My Move creates a custom checklist for your move, providing information about tasks you need to complete and how to complete them. Just answer the questions below to begin building your checklist.

Once you select "Build My Custom Checklist," you will be asked a series of yes/no questions regarding your move. Based on your responses, your checklist will be tailored to meet the needs of you and your family. You can save, download and print your list to update during your move and use for future moves.

Start building your checklist below.

#### FREQUENTLY ASKED QUESTIONS

#### Where are you currently stationed? \*

Type the name of your current installation

I CAN'T FIND MY CURRENT INSTALLATION

#### Where are you moving to? \*

Type the name of your new installation

### My Checklist

This checklist has been tailored to your specific needs based on the information you have provided. To view the details for each category, simply click the "+" sign to expand it.

As you provide more details about your move, the checklist will automatically update with new items. You can add notes to each task by clicking the pencil icon in the corner of the box, and to include custom tasks, select the "Add a Custom Task" button at the bottom of each category.

Please note: This checklist is intended to supplement the resources and checklists provided by your installation or unit.

LOGIN TO SAVE

Moving from **Commander Fleet Activities Yokosuka** to **Commander Fleet Activities Chinhae** (Family Member/Loved One)

Topic View | Timeline View

Family	0 / 2	+
Financial	0 / 5	+
Health Care	0 / 1	+
Household Goods	0 / 5	+

### Plan My Move

1. Click on Plan My Move on the right
2. Enter information regarding move
3. Click on "Start Building My Custom Checklist"
4. Tailored calendar is generated based on your family and provides prompted on what you need to do to prepare for your PCS
5. Logging in allows you to save the checklist and customize it further



## VISA AND PASSPORT FAQ

### NO - FEE PASSPORT

Upon receiving orders, get NO-FEE passports for each family member. The processing time is generally six to eight weeks, so begin the process as soon as orders for command sponsorship are approved. Contact your local personnel office for the proper forms and information. Do not depart your losing installation without receiving the no-fee passport. Non-U.S. citizens must apply for a country of origin passport.

Documents must be original or certified copies.

Your No-Fee Passport is for Official Travel such as PCS or TDY travel between South Korea and the U.S.



**Sailor/Spouse's Suggestion:** Label your No-Fee and Tourist passports when traveling so you enter and exit the country using the correct passport (i.e. leave Korea on no-fee, enter and exit Thailand for vacation with tourist passport, and re-enter Korea on No-fee passport)

### TOURIST PASSPORT

If you are going to travel for fun, on leave, outside of Korea, you need to have tourist passports as well. It is recommended to apply for a Tourist Passport prior to leaving the U.S. if you plan to do tourist travel while stationed abroad. It can take up to 8+ weeks to process a tourist passport in South Korea. All tourist passports are processed, in person, through the U.S. Embassy in Seoul. Apply for tourist passports at any U.S.

Post Office or visit:

<https://travel.state.gov/content/travel.html>



**Sailor/Spouse's Suggestion:** Consider applying for the Passport Card as well as the tourist passports—it's a cheap way to get an official government photo ID for your dependents.

### WHAT KIND OF VISA DO I NEED?

All foreign civilians must have a valid passport to enter South Korea. Unless you're just coming for a short visit, you will also need to have an A-3 visa. This visa is a stamp in your passport entitling you to stay in Korea for an extended period (normally up to 5 years), and to leave and enter Korea multiple times.

### WHO NEEDS THE A-3 VISA?

Dependents staying in country longer than 90 days need to have the A-3 Visa. Friends and relatives may certainly come for a tourist visit, but if they plan to remain beyond the expiration of their visa, they must first apply for a visa extension at a Korean Immigration Office. Military members do not need a special visa for their tours in Korea and can travel with their passport, military ID and a leave form/ travel orders. For more information visit the website: <https://travel.state.gov/content/travel.html>

### DON'T I GET IT AUTOMATICALLY?

This visa is not granted automatically. Unless you made special arrangements before you arrived to get an A-3 visa at the Korean Embassy in the U.S., you do not have one. If you didn't get it in advance, you either have no visa at all or a 30-, 60-, or 90-day tourist visa, which expires after that time.

### HOW DO I GET AN A-3 VISA?

Command-sponsored dependents appear on their sponsor's orders, which they must submit when applying for the A-3 visa. This should be arranged through the Korean Embassy in the U.S. before moving to Korea. Non command-sponsored dependents probably received a tourist visa upon arrival. In order to change it to an A-3 visa, you must go to the Immigration Office in Masan. Within 30 days with the following documents (Contact CSD office at CFAC DSN 762-5307 for assistance):

- Copy of sponsor's ID and orders of assignment
- ID and passports for each dependent
- Letter from sponsor's commander, authorizing dependents to stay in Korea

**The A-3 visa can be issued at the same time as the SOFA stamp.**

### HELP! I LOST MY PASSPORT!

For information on lost or stolen passports, passports for new spouses and babies, as well as visas for non-citizens, check out the U.S. Embassy website at <https://kr.usembassy.gov/> or call 02-397-4114.

American citizens needing travel and visa information for other countries can visit the U.S. State Department website at <https://travel.state.gov/content/travel.html>.

## STATUS OF FORCES AGREEMENT (SOFA)

### Why YOU need to know about the SOFA?

Each member of USFK is responsible for being informed about individual responsibilities and rights under the SOFA in order to protect those rights, perform effectively on the job and enjoy a trouble free tour in Korea. Sponsors are responsible for seeing that their dependents know their responsibilities and rights under the SOFA. The U.S.-ROK SOFA is a means to promote friendship and understanding between the peoples of the United States and Korea, and it is a means for closer and more effective government cooperation.

**What is the SOFA?** The U.S. has a SOFA or similar agreement with countries around the world where U.S. armed forces are stationed. The U.S.-ROK SOFA is an international agreement designed to serve the mutual interests of the U.S. and the ROK and to protect the basic rights of U.S. citizens who are subject to its provisions. The U.S.-ROK SOFA recognizes U.S. sovereign immunities and balances the American citizen's individual rights with obligations to the host government and to local laws. International agreements like the U.S.-ROK SOFA are based on the principal of mutual respect.

**Status - Who is covered by the SOFA?** Personnel of the U.S. armed forces on active duty in Korea and their dependents are covered by the U.S.-ROK SOFA. U.S. civilians employed by serving with or accompanying U.S. armed forces and their dependents are also covered by the U.S.-ROK SOFA. Persons in Korea to perform contracts or render services exclusively for the U.S. armed forces are designated invited contractors or technical representatives. They and their dependents are afforded SOFA protections.

**Do USFK personnel have to obey Korean laws?** Yes. SOFA status personnel must abide by Korean laws except where the SOFA explicitly supersedes or abridges Korean laws. Examples are the waiver of passport and visa requirements for active duty military personnel and exemptions from Korean taxes on wages and salaries paid to SOFA status personnel by the U.S. Government. SOFA Article VII established the principal that SOFA status personnel are obliged to respect the laws of the Republic of Korea and to abstain from any activity inconsistent with the spirit of the agreement and, in particular, from any political activity in the ROK.



For more information visit:

[https://www.usfk.mil/Portals/105/Documents/SOFA/A01\\_SOFA.Art.I-XXXI.pdf](https://www.usfk.mil/Portals/105/Documents/SOFA/A01_SOFA.Art.I-XXXI.pdf)

### Can I Work in Korea?

YES! BUT — Not with an A-3 visa alone. A-3 visa holders may negotiate employment with a Korean company who can then initiate the paperwork to obtain an employment permit. SOFA family members with a ROK employment permit are lawfully employed on the Korean economy.

**Original Copies:** Many employers will need original copies of various documents so request copies of transcripts, bring your birth certificate, diplomas, etc. Before moving to Korea to save yourself the lengthy wait.

**Teaching English:** If a SOFA family member teaches for a business, school, or other establishment without obtaining an employment permit, they do so in violation of ROK law and could potentially face a fine, deportation and/or ROK prosecution. **Important Note:** Private tutoring is considered a business, not an employment, and is never allowed. For more information, contact Yongsan Client Legal Services DSN: 738-8111

### Alien Registration Card

Although not required for A-3 visa holders, it can be helpful to apply for an Alien Registration Card (ARC) when you first arrive. 4 reasons why:

- To open a full access Korean bank account for direct deposit.
- To purchase a Korean cell phone and plan
- If your child will attend Korean daycare or school (the International schools do not require ARCs) he/she will need an ARC before they can enroll.
- Some local vet clinics will require an ARC number.

The bottom line: ARCs are required for all non-SOFA foreigners residing in Korea for more than 90 days. Obtaining one is free. If you are not sure if you will need one, it never hurts to get one just in case. You can visit Immigration yourself (2-week turn around) or visit the Passport office at BSC for assistance (4+ week turn around).



**Sailor/Spouse's Suggestion:** If you have an ARC, you can get the store point/ discount cards that save you money.



## PCSing with PETS

***\*This information is subject to change—please check current regulations before traveling!***

**Pet Culture in Korea:** Owning pets are a relatively new phenomenon in Korea. Previously, animals had a very utilitarian purpose in people's lives – workers or food. It was not until the 1990s that it became more common for people to own dogs as pets and usually only small ones. If you plan to bring medium to large dogs to the peninsula, be patient with your neighbors and do not be surprised if people are afraid, cross the street when they see your dog, or even refuse to let you in the elevator.

Additionally, some housing areas may have a restriction on bringing pets and apartments almost exclusively do not have balconies or yards. Check with your sponsor and make sure the move is best for everyone in the family. The sponsor can contact the local veterinarian and get available information. You should compare what your sponsor gives you with what your local veterinarian tells you and settle any differences.

Your family should thoughtfully consider:

- Are my pets' healthy/young/old enough to make the flight?
- Can my pet and family handle high rise apartment living, noise, and traffic?
- How many pets do you currently have? (Due to NEO evacuation process, only 2 dogs/cats per family are allowed)
- Who will care for my pet when on leave/TDY?
- Does my pet meet the requirements for entering Korea?
- What are the quarantine and general restrictions for my particular type of pet?

**ASAP! Contact a vet familiar with overseas travel to ensure you have enough time to complete all the requirements!**

**Transporting Pets:** If you intend to ship your pet, the first thing you need to do is to contact your local military and/or a veterinarian familiar with overseas travel. The veterinarian will give you the country-specific rules about required vaccinations, rabies antibodies (TITER/FAVN) tests, what the deadlines are and other pertinent medical advice. Additionally, contact your sponsor in Korea to see if they can help find answers to questions from their end.

Airline regulations tend to change, so confirm recent regulations before travel. To mitigate costs, try to have your pet accompany you on your flight. If your pet flies separately, the cost to you could be as high as \$2,000-3,000! In most cases, animals cannot be transported during extreme temperatures in the summer and winter. Each airline has its own regulations while Korea does as well. You will need an International Pet Carrier with extremely specific size requirements for your pet. Once you arrive at Incheon, unless your sponsor comes to pick you up at the airport, your pet **MUST** be transported in the underbelly of the bus.

The Travel Office does not book pet flights, but they can book your service member and family on a pet-friendly flight with the contracted airline Patriot Express or other airline if authorize to travel commercially. All costs associated with pet travel are at your expense. Commercial airline carriers may have specific pet policies or limitations that further restrict pet travel. Traveling with pets requires a lot of pre-planning. Do not forget to connect with your sponsors and read all the associated material related to travel and South Korean requirements. Just remember that everyone's experience traveling with pets is different and pre-planning as far in advance as possible will pay off.



## Transporting Pets Continued...

Note: Service members on unaccompanied orders to CFAC will stay in barracks/senior leader quarters and pets are not authorized in those facilities.

There are currently only two ports of entry for pets (dogs and cats) into the Republic of Korea (ROK):

Osan Air Force Base – Patriot Express Contracted Flight Note: Due to the absence of pet accommodations at Osan Air Base, the Osan Air Base Terminal is unable to accept pets traveling without their owners or a designated representative Note: Designated representatives traveling with pets on the PATRIOT EXPRESS must possess a “Designation of Representative for Privately-Owned Small Animal” form signed by the pet owner

Incheon International Airport – commercial and cargo arrivals Note: Pets traveling without their owner or a designated representative must enter Korea through the Incheon International Airport.

There are no specific dog restrictions listed entering Korea; however there are only a few airlines that transport animals either on the plane, as extra baggage, or as cargo and these airlines have specific guidelines for transporting certain breeds and larger dogs and may limit travel in cargo during months with extreme weather.

For current information on importing and exporting pets from various countries, see the following U.S. Department of Agriculture website. (<http://www.aphis.usda.gov/>)

Regulations and requirements can change and families planning to relocate with pets should review related documents below and the 106th Medical Detachment (Veterinary Service Support) website at: [www.korea.amedd.army.mil/PCSing\\_with\\_Pets.html](http://www.korea.amedd.army.mil/PCSing_with_Pets.html)



### **Required Documents & Procedures**

- **ISO-Compliant Microchip**
  - Must be implanted *before* any rabies vaccinations.
  - Required for identification and verification.
- **Rabies Vaccinations**
  - Two rabies shots are required, spaced at least 30 days apart.
  - Both must be administered *after* the microchip is implanted.
- **Rabies Antibody Titer Test (FAVN)**
  - Must be completed at least **180 days before entry** into Korea.
  - Confirms sufficient rabies antibody levels.
  - Results must be sent to the Korean Animal and Plant Quarantine Agency (APQA).
- **USDA-Endorsed Health Certificate**
  - Must be issued by a USDA-accredited veterinarian.
  - Use the Veterinary Export Health Certification System (VEHCS) to submit electronically.
  - USDA must **ink-sign and emboss** the certificate before travel
- **Advance Notification to APQA**
  - Submit notice at least 40 days before arrival in Korea.
  - This helps ensure smooth customs clearance and quarantine coordination
- **Pet-Approved Flight Booking**
  - Book early with airlines that allow pet travel.
  - Ensure crate and documentation meet airline and Korean import standards.

**Quarantine:** The Quarantine Inspection Agency determines if your pet meets all requirements for entry into Korea. To help avoid quarantine, be sure you have a valid, original rabies certificate, original, current, passing FAVN results; and completed (no empty fields) health certificate (APHIS form 7001 and DD209). Follow instructions and checklists listed below in related documents.

If these requirements are not met, your pet will undergo quarantine for a 10-day period at your expense.

When quarantine is required, all dogs and cats will be placed in the National Quarantine Station in Seoul.

**\*\*Birds:** There are very strict requirements for the importation of birds into Korea due to outbreaks of various avian diseases in different parts of the world, including the United States.

# **COPING WITH OVERSEAS PCSing — SUGGESTIONS FOR FAMILIES & CHILDREN**

The most important thing for parents to do during a move is to make sure that they do not overlook a child's reactions to the move. Some children will let their parents or caregivers know exactly how they feel by what they say or how they behave, while others may withdraw and not say a word. If a child is not asking questions or talking about the move, that may be a signal that they are worried or anxious about it.

Relocation staff suggest the following methods for families to cope with their children's reactions to relocation and the accompanying emotions:

- Recognize that reactions are normal.
- Create opportunities to talk about the move and reassure the child. Communicate directly about the move. Encourage questions and invite children to talk about their worries.
- Demystify the moving process by providing children with as much information as possible. Talk about the positive aspects of their new home, school and neighborhood.
- Allow children to participate in decision-making discussions. This gives children a sense of control and helps relieve anxiety.
- Provide extra security. Maintaining structure will help give children the extra security needed in their new surroundings.
- Make it fun. Moving can be an adventure. Give children writing materials, cameras, etc., to document their move.
- Maintain routines. For example, if Sunday night was always pizza and a movie, continue to do this.
- Help children find activities and ways to be involved, such as religious activities or participation on a sports team or in a youth group. Children usually need only one or two friends to help them connect to their new community.

There are many other resources available including these articles from MilitaryOneSource.mil:

<https://www.militaryonesource.mil/moving-pcs/>

<https://www.militaryonesource.mil/moving-pcs/plan-to-move/making-the-move-easier-for-military-kids/>

<https://www.militaryonesource.mil/resources/millife-guides/living-overseas/>

<https://www.militaryonesource.mil/moving-pcs/living-oconus/celebrating-the-holidays-at-an-overseas-duty-station/>

# SYMPTOMS OF CULTURE SHOCK

Culture shock typically happens after basic needs have been met (food, shelter and transportation) and adrenaline levels drop.

## You may experience feelings of:

- **Stress or Anxiety.** Significant stress can occur when departing your familiar home environment and entering into a foreign environment.
- **Frustration, Anger or Irritability.** Being unfamiliar with the language, unable to communicate, or unable to find your way around may leave you feeling irritated or angry.
- **Disorientation.** Disorientation can occur whenever someone is placed in unfamiliar physical and social surroundings.
- **Sadness or Homesickness.** Being in new, unfamiliar surroundings may leave you wishing to return home or to be comforted by loved ones.
- **Feelings of Incompetence or Lack of Confidence.** Language barriers or fear of doing something incorrectly may affect your day-to-day activities and leave you feeling unconfident.

## Here are some coping strategies:

- **Curiosity.** Learn about the habits, customs, foods and characteristics of the people in the new culture.
- **Sense of Humor.** Develop a sense of humor about the differences in culture.
- **Open-Mindedness.** Keep your opinions flexible and receptive to new ideas or behaviors.
- **Realistic Expectations.** Develop a hopeful yet practical outlook on adapting to a new culture.
- **Tolerance.** View the foreign culture as being different, without automatically equating a “different” lifestyle to a “wrong” lifestyle.

## Signs that your child may be going through culture shock include:

- Sleeplessness
- Anger
- Mood Swings
- Anxiety
- Headaches
- Stomachaches
- Crying
- Injuries or Mishaps

## Here are some coping strategies:

- Share photographs with them that contain special memories from back home.
- Create a count-down calendar to keep track of when you will return home.
- Eat American cuisine.
- Stream their favorite sports teams.

# EDUCATION & CHILDCARE



There is no CDC/CYP or Navy childcare in Busan. There are day cares and preschools out in town but you need to consider the expense and possible language barriers. If you have a school-age child, you should consider before/after school and weekend care if you are a single parent family.

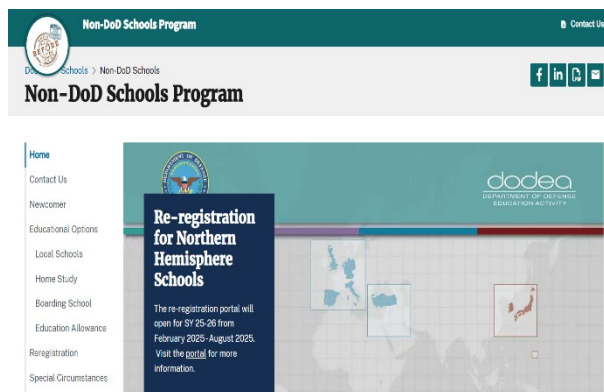
There are **no DODEA schools in Chinhae or Busan** but you still may find outdated information online about the CT Joy Elementary School that closed in June 2017. Families stationed in Chinhae and Busan take part in the non-DoD School Program (NDSP) and the children attend local international schools. The goal of the NDSP is to help with the cost of education in international locations as well as support for making the transition back to education in the United States as seamless as possible. The NDSP does not inspect or certify schools; families are given the opportunity to select the school that works best for the needs of their children.

If you have children, as soon as you have orders to Busan or Chinhae, please contact the **School Liaison Officer (SLO)** for information.

[navykorea.slo@us.navy.mil](mailto:navykorea.slo@us.navy.mil)  
Or DSN 763-8771

The NDSP helps cover costs that would not normally be expenses for families in the states such as fees for tuition and enrollment, textbooks and transportation. These expenses that are covered by the NDSP are known as **allowable expenses**. Any expenses that will be the responsibility of the families are known as **non-allowable expenses**. These are expenses that would be covered by the parents if their children were attending school in the United States or at a Department of Defense Education Activities (DoDEA) school. These non-allowable expenses would include but are not limited to fees for meals, camps, field trips and uniforms.

All families will be allotted an education allowance to send their children to the international school of their choosing. Any fees, regardless of whether or not they are allowable or non-allowable expenses that exceed that annual education allowance will be the financial responsibility of the parents. Payment arrangements for any fees in excess of the education allowance will be arranged between the families and the schools. For more information on the NDSP and how it will support your child's education needs while stationed overseas, visit the website [www.dodea.edu/NDSP](http://www.dodea.edu/NDSP), and contact the School Liaison Officer.



All parents must take the NDSP online orientation *prior to registering* with the NDSP. The orientation is located at <https://www.dodea.edu/nonDoD/>



**Sailor/Spouse's Suggestion:** Many students living in Chinhae commute daily by bus to schools in Busan, with travel times ranging from 90 to 120 minutes. If you have younger children or prefer to avoid this long commute, families stationed at CFAC may have the option to reside in Busan while the service member commutes. However, please note that the housing allowance is typically based on Chinhae, and approval for living in Busan is not guaranteed.

# NAVY HOUSEHOLD GOODS

## HOUSEHOLD GOODS SHIPPING PROCESS

Log on to <https://www.militaryonesource.mil> to request and manage your household goods shipments.

## ARRANGING HOUSEHOLD GOODS SHIPMENTS

Begin to plan what items will go in unaccompanied baggage (UB), in your household goods shipment (HHG), and remain behind in long-term, Non-Temporary Storage, or NTS. Here are some general things to consider:

- Weight allowances are restricted coming to Busan, Korea.
- Houses in Korea are generally smaller than house in the U.S. and there are very limited storage options in Korea.
- The electric current in off base housing is 220v and will require the use of adapters and/or converters to use U.S. electrical items. CFAC base housing, work spaces, and NGIS use 110v.



**How to reach Navy Household Good team:**

**1-855-HHG-MOVE (444-6683) or email: [householdgoods@us.navy.mil](mailto:householdgoods@us.navy.mil)**

**Customer website: <https://www.navsup.navy.mil/NAVSUP-Household-Goods/Home/>**

**YouTube: [www.youtube.com/navyhgg](http://www.youtube.com/navyhgg)**

**Facebook: [www.facebook.com/navyhgg](http://www.facebook.com/navyhgg)**

**Pinterest: [www.pinterest.com/navyhgg](http://www.pinterest.com/navyhgg)**



## WEBINARS & RECORDED VIDEOS

Have questions about your upcoming move? There are live webinars offered monthly, just visit the website and click on the session (the 4 topics listed below) you are interested in attending and follow the steps to enter the room. If using a ONE-NET computer, Google Chrome is not compatible.



**Overseas** - Provides information for Navy members who are moving overseas and includes information on entitlements, authorized shipments, requesting a move and tips for shipping property to an overseas location.

Video link: <https://www.facebook.com/NAVYHHG/videos/444084303000178/>

**Navy HHG webinar video series: <https://www.facebook.com/pg/NAVYHHG/videos/>**

**Moving Soon** - Provides information for Navy members who are moving for the first time or who are moving for the first time in quite a while and includes information on basic entitlements, explains the effective date of orders and why it's important, instructions for requesting a move and basic information on the move process in general.

Video link: <https://www.facebook.com/NAVYHHG/videos/1228410930657217/>

**Final Move – Retiring or Separating** - For Navy members who are separating or retiring from service, this video provides information on your basic entitlements and the move process, including instructions for requesting a move, as well as information for requesting an extension of your shipping entitlements.

Video link: <https://www.facebook.com/NAVYHHG/videos/253086215638546/>

**USN & Marine Corps Personally Procured Moves (PPMs)** - Provides information for Navy and Marine Corps members who are contemplating a Personally Procured Move (PPM), such as who can/cannot request the PPM Advance Operating Allowance, instructions for requesting a PPM and information and tips on how to submit your PPM Claim for final reimbursement. Video link: <https://www.facebook.com/NAVYHHG/videos/381168252724570/>

# PLANNING FOR A NEW HOUSE

## PLAN AHEAD

While you will receive Temporary Lodging Allowance (TLA) to cover expenses, it often takes a couple of months for the claim to be processed. It is always recommended prior to any PCS (especially overseas) to start saving money when you learn of your move to help mitigate any financial hardship when you arrive.

## LOAN LOCKER ITEMS

DoD personnel are authorized loaner furnishings as available for 90 days while awaiting household goods. Items include small kitchen appliances (toasters, microwaves, coffee pots, etc.), dishes, cookware, couches, beds, and mattresses. Bed linens and towels are not included so please pack those in your suitcases or express shipment. The Korean loaner beds are slightly different sizes than U.S. beds, so consider bringing a size larger bedding, like a queen to fit a Korean full/double size. Contact your sponsor before you arrive to get assistance on these items prior to arrival.



**APPLICATIONS FOR HOUSING** may be submitted at any time following the receipt of permanent change of station (PCS) orders. Submit an Application and Assignment to Military Family Housing, DD Form 1746 ([Housing Application DD Form 1746](#)), and a copy of the PCS orders by email ([Chinhae\\_Housing@us.navy.mil](mailto:Chinhae_Housing@us.navy.mil)) or in person by the sponsor. For more details on military family housing or community rentals, please visit the website below <https://ffr.cnic.navy.mil/Navy-Housing/Housing-By-Region/Korea/CFA-Chinhae/>

## LIVING IN CHINHAE

**BARRACKS** - Unaccompanied sailors live both on and off base, depending on availability of barracks space and at their commander's discretion

**FAMILY HOUSING** - There are 50 family housing units available for military personnel. All furniture and appliances are provided in the housing units and may not be removed to make room for occupant's furniture. Family Housing is unable to store your excess furniture.

## LIVING IN BUSAN

**HOUSING**—unaccompanied sailors and families live on the economy in a variety of apartments and areas. Single sailors on 2 years orders may have the option of living in a studio/1-bedroom hotel suite for convenience.

### CFAC FHRS – Family Housing Referral Service

COMM 0503-363-5454 / DSN 315-763-5454

(from the U.S.: 011-82-503-363-5454)

[Chinhae\\_Housing@us.navy.mil](mailto:Chinhae_Housing@us.navy.mil)

### CAMP HENRY TMO – House Hold Good (HHG)

COMM 0503-363-0716, 0717

DSN 763-0716, 0717

### BUSAN – Housing Referral Service

COMM 051-714-0843

(From the U.S.: 011-82-51-714-0843)

# WHAT TO/ NOT TO PACK



## Sailor/ Spouse's Suggestions:

### Tips in General:

#### Pack in your Express Shipment:

- Towels and larger bed linens or extra flats sheets for the Korean sized “loaner beds” (for example bring queen sized linens to use on a double/full size bed) as Korean sizes are just a bit different and not all sets will fit.
- Enough bedding for our American sized beds and large size towels. Things tend to run on the small size here.
- Basic household survival gear like first aid kits, flashlights, batteries, etc. in case of typhoons/storms

#### Pack in your House Hold Goods Shipment:

#### Housing:

- Apartments can be quite spacious but extra storage is not common with few exceptions so bring what you use regularly.
- Holiday decor can be difficult to find or can be expensive so bring what you need to feel at home during the holidays.
- Some modern apartments have curved walls and oversized American style furniture does not always fit so consider multi-functional or non-room specific furniture pieces to ensure they will work here.
- Enough bedding for our American sized beds and large size towels. Things tend to run on the small size here.
- Bring humidifiers, air purifiers, and filters if you are sensitive to air quality or purchase here.
- It is often difficult to, or not encouraged to hang artwork/shelves on the walls so consider storing most of those items in your non-temporary storage CONUS.
- Korean outlets are 220v. The landlord will provide 3 transformers for power conversion, but consider what you want to bring vs what might be easier/cheaper to buy here. Extra transformers are \$30-80.
- A high-end U.S. vacuum functioned well for about a year with a transformer before it eventually gave out. Transformers can be tough on electronics, so it may be worth considering the purchase of Korean appliances instead.
- Bedrooms might have walk-in closets, built in wall units, or might be very small (2-3ft wide) so you may or may not need extra dressers but it really depends on the apartment you choose.

#### Clothing:

- Some baby items are hard to find or expensive
- Larger size shoes—ex Women's size 9+ are very hard to find.
- L– XL + clothing items are very limited.

# SHIPPING A VEHICLE

**Please review the following information when preparing to turn in your vehicle:**

## REQUIRED DOCUMENTS

**1. Proof of Entitlement.** Seven complete copies of your official orders, plus any amendments.

**2. Proof of Identity.** Official and valid photo identification.

Service Member: Military ID

Spouse: Military or government ID

Agent: Official government or state ID and copy of service member's military ID

**3. Proof of Ownership, Registration and/or Title.** You must provide the contractor with a legible copy of your title for U.S. customs or host nation customs review/clearance purposes. These documents must be in the service member's name as listed on their orders.

Please note: If the vehicle is registered in a name other than the service member, such as the spouse's maiden name, you must provide a copy of your marriage certificate.

**4. If Applicable, Lien Holder Shipment Authorization Letter.** A letter from your lien holder authorizing the exportation of your vehicle. (Request letter on official company letterhead.)

**5. If Applicable, Lease Holder Shipment Authorization Letter.** A letter from your lease holder authorizing the exportation of your vehicle. (Request letter on official company letterhead.)

**6. Special Power of Attorney.** If the vehicle is being turned in to a vehicle-processing center (VPC) by someone other than the service member (e.g., the member's spouse, relative, friend, etc.), the agent must present a valid special power of attorney (POA) that authorizes him/her to act on behalf of the service member. The POA must include the names of the service member and the appointed agent, as well as the vehicle VIN. Appointed agents should bring a photocopy (front and back) of the service member's military ID for U.S. customs or host nation customs review/clearance purposes. If the member's spouse is listed on the official orders as a dependent, then they need to bring only their own official and valid military or government dependent ID as long as all the requirements listed in item 3 (above) are met. Agents also should have the vehicle specifications (Make, model, year, color, VIN, and exact mileage).

**7. Valid E-mail Address, Destination Address, Notification Address, and Emergency Contact Information.** This information is required so we can contact you as soon as your vehicle has arrived at its destination and is available for pick-up.

**8. Documentation for "Hard-Lift" location.** A "hard-lift" location is a site that has no VPC or contractor presence. If you turn in a vehicle to a "hard-lift" location, you must provide the contractor with a legible

**9. The SDDC (Surface Deployment and Distribution Command) "Shipping Your POV" pamphlet** provides official guidance on vehicle shipping, and your **TMO (Traffic Management Office)** can help you access it and coordinate the process. Please contact the turn-in VPC or American Auto Logistics if you are no sure.

## VEHICLE PREPARATION CHECKLIST

- No more than ¼ tank of fuel (gas/diesel)
- A complete set of keys (ignition, doors, trunk, fuel cap and wheel locks)
- Vehicle is clean (includes all interior spaces and compartments and all exterior and undercarriage areas)
- Vehicle is in safe operating condition. The vehicle must have fully functioning service and parking brakes, no noticeable fluid leaks, and no major cracks in the windshield
- Glove compartment, trunk, and all other storage spaces are clean, empty, and free of trash, personal items and household goods. (Dry-vacuum all spaces, including between and under seats)

## FOLLOWING ITEMS CAN BE LEFT IN VEHICLE

- Hand tools, not to exceed \$200 in value
- Items such as jacks, tire irons, fire extinguishers and jumper cables
- One spare tire and two snow tires
- Portable cribs, children's car seats, strollers
- Factory-installed and/or professionally installed after-market audio/video/navigation equipment inside the vehicle or trunk, including amplifiers, speakers, subwoofers, CD changers, DVD players, and navigations systems; these items must be installed permanently or bolted to vehicle
- Thermos bottles, car cushions

## FOLLOWING MUST BE REMOVED FROM VEHICLE

- Loose audio/video/navigation equipment
  - Accessories not permanently installed
  - Flammable, combustible or hazardous substances, oils, paints, waxes
  - Any liquids or pressurized cans (propane tanks must be purged and certified by an authorized dealer)
  - Citizens band radios
- Information from the International Auto Logistics website at <https://www.pcsmypov.com/>

copy your vehicle title.

# WHEN YOU ARRIVE

## Unofficial Simplified Checklist

### WHAT

Obtain SOFA Stamp in Passport  
Get A-3 Stamp in Passports  
Get your SOFA & Military driver's license  
Register your Vehicle  
Register for Tricare Remote or Standard  
Register Families for United Concordia Dental  
Schedule on/off base housing viewing service  
Talk to School Liaison Officer  
Visit Loan Locker to borrow household articles  
Open local bank account (if needed)

### WHERE

CFAC SOFA POC or BSC SOFA Office (Appt only)  
CFAC SOFA POC or BSC  
CFAC or BSC  
CFAC (Security) or BSC  
<https://www.tricare-overseas.com/>  
[www.uccitdp.com](http://www.uccitdp.com)  
Housing Office CYP/CDC Chinhae  
Fleet & Family Support Center  
Community Bank

BSC SOFA Office (Appointment only):

POC Ms. Domon (DSN) 763-7797 [kyunglee.s.domon.civ@army.mil](mailto:kyunglee.s.domon.civ@army.mil)

POC Mr. Yu (DSN) 763-7813 or 010-8226-2479 [songhwan.yu2.ln@army.mil](mailto:songhwan.yu2.ln@army.mil)

Location: T-1345, 1F Pass & ID Office at BSC (Piers 5)

SOFA office does not provide copy services. Please bring all necessary copies and documentation.

Appointment is necessary before you may visit.

CFAC SOFA POC

POC Mrs. Kim (DSN) 763-5019 or 010-9308-4655 (Text only) [pong.k.kim8.ln@us.navy.mil](mailto:pong.k.kim8.ln@us.navy.mil)

Location: CFAC Admin office, 1<sup>st</sup> floor, BLDG 606, CFAC



# GETTING TO KOREA & CFAC TAXIS

\* Passports are not needed for active duty personnel. Your military ID card and orders are sufficient to pass through customs.

\* Passports and visas ARE required for family members.

## Preferred Route

The most convenient way to get to COMFLEACT Chinhae and Busan is to fly to Narita Airport (Japan), change flights and fly into Busan (Gimhae) International Airport just outside the city of Busan. Here you can be met by your sponsor and driven back to COMFLEACT which is about 30 miles away.

## Secondary Route

If you are unable to arrive by the preferred route, then arrive at Incheon International Airport (IIA) the main international airport in Korea. Now ICN has Terminal 1 and newly built Terminal 2, so please aware of which terminal your flight is arriving at before your arrival. Arrive at Incheon Airport and follow the "Transfer" sign. Pass through Security Check in the Floor 2 Transfer Area (\* boarding pass or e-ticket required). Passengers without a boarding pass must visit the Transfer Desk. Check the boarding gate must visit the Transfer Desk. Check the boarding gate and move to Floor 3 Boarding Area.

\*If arriving to Osan with family and/or pets, you MUST discuss transportation options with your sponsor



Incheon International Airport Website [https://www.airport.kr/sites/ap\\_en/index.do](https://www.airport.kr/sites/ap_en/index.do)

Busan International Airport Website <https://www.airport.co.kr/gimhaeeng/index.do>

## Important Advice

Please contact your sponsor before arriving in Korea and inform him/her of delays or changes in flight details. Should your flight from CONUS arrive too late for the last flight to Busan, contact an airline attendant prior to landing in Seoul and ask for overnight lodging assistance. Normally airline policy is to arrange lodging if they deem their late arrival caused your missed connection. Hotels in Seoul are expensive, if you are forced to stay in Seoul overnight, call your sponsor and the CFAC CDO in Chinhae (010-82-0503-363-5111) as soon as possible. Let them know when you expect to depart the Seoul Domestic terminal the next day. Call the COMFLEACT CDO the next day at the boarding gate and reconfirm your departure time.



**Sailor/Spouse's Suggestions:** It's common enough for small delays to make your bags miss a flight and get delivered a few hours or days after. Make sure you have a clean uniform and clothes (for the whole family) and essentials in your carry on. Always carry your paperwork with you!!

## TAXIS WITH CHINHAE BASE ACCESS

The following taxi drivers speak a little English and are authorized to get onto base

**Mr. Bae 010-4585-9891 // Mr. Seo 010-3870-1333 // Mr. Go 010-6382-1347**

Simple translation English to Korean

### 1. Please take me to CFAC

진해(Chinhae) 여좌동(Yeo jhwa dong) 미 해군부대(CFAC) 로 가주세요(Ga Ju Se Yo).

### 2. CFAC is located near to Chinhae Girl's High School

진해(Chinhae) 여고(Yeo Go) 근처 (Gun Chuh) 입니다 (Eep Nee Dah).

### 3. Please take me to Changwon Central Train station.

창원(Changwon) 중앙(Joongang) 역(Yeok) 으로 (Eu roh) 가주세요(Ga Ju Se Yo).

# MUST KNOW INFORMATION

## PERSONAL SECURITY

Overall, Korea is extremely safe compared with the United States. There is very little violent crime and it is generally quite safe to be out on the street, even at night. Theft from both homes and autos rarely occurs but can often be prevented. One situation that Americans must be very careful to avoid is any kind of protest gathering. Protests and demonstrations are common in Korea and can quickly turn violent. Lately there have been a number of demonstrations outside of U.S. installations, as well as protest marches in Seoul and other cities. Even if the purpose of the protest does not seem to involve the U.S. or its military (such as a labor strike) **stay away**.

Demonstrations are emotional events that can easily spin out of control.

Some tips for staying safe:

- **Use the buddy system** whenever you are out and about. If that's not possible, at least inform someone as to where you're going and when you expect to return.
- If you do see a demonstration, **leave the area as fast as possible**. Find another way on or off base if a protest group is gathered around an entrance. It's better to be late than to find yourself in a dangerous situation.
- If you're heading to another installation, **check for** Korea-wide demonstration warnings or ask Security.
- Use common sense: **keep car and house doors locked**, even in broad daylight. Never leave any valuables in the car, even in the trunk. Cars are most often broken into as a result of leaving military gear or personal items in plain sight.
- **Always carry your SOFA card** with emergency telephone numbers and translations of important Korean phrases.
- **Carrying a cell phone** can increase your sense of security. Pre-program emergency numbers so you can call quickly in a crisis.
- **Practice situational awareness**. Always be alert and aware of your surroundings, trust your instincts, and avoid situations that might be troublesome.



### KOREAN NATIONAL POLICE

The Korean National Police (KNP) generally have primary jurisdiction over crimes that occur off base, except when both suspect and victim are USFK personnel. If you are the victim of a crime, contact the CFAC Security (DSN) 763-5545 / (COMM)0503-363-5545. You will be connected to an English speaking Korean National Criminal Investigator, who is on call there 24 hours a day. In an emergency involving immediate risk to life or limb, the U.S. MAs can and will respond. If you should be detained by the KNP, show your SOFA card or ID, contact the Security, and be polite, **DO NOT sign anything**.

## NONCOMBATANT EVACUATION OPERATIONS (NEO)




Due to the precarious nature of relations between North and South Korea, U.S. citizens residing here must be prepared to evacuate on short notice during a crisis. The USFK holds a readiness drill twice a year. Participation is mandatory for all military dependents and strongly encouraged for other U.S. citizens. Each unit has a military member, the NEO warden, who will contact you before each exercise to make sure your NEO binder of important personal, family, and PCS documents is in order along with a bag of emergency supplies.

During the exercise, spouses/dependents must report to a specific location and often the command will provide transportation. At the location, you will undergo a walk-through of the evacuation procedures, have all your documents checked, and receive briefings on real emergency procedures, all of which lasts about an hour.

# EMERGENCY READINESS - TYPHOONS

No matter where you have lived, there is potential for natural disasters of some kind. Here in Korea, one of the main annual events to be prepared for is “Typhoon Season” which are tropical storms and similar to hurricanes. The information is important to be prepared and stay safe!

Your chain of command should push out updates via email and social media so check periodically if you don't hear directly—one easy source is <https://www.facebook.com/myusfk>



Tropical cyclone warnings are identified as **Tropical Cyclone Conditions of Readiness (TCCOR)**.

TCCOR 1 through 4 alert personnel to the wind speed and estimated arrival time of an incoming tropical cyclone.

TCCORs are graduated states of readiness based on the forecast onset of 50 knot (57 mph) winds.

TCCOR declarations are “orders” and you need to take them seriously because your safety is no joking matter! Conditions may not look so bad where you are, but they can change fast, and you can get caught in a violent storm or resulting flood without warning.

**COMMANDER**  
**U.S. NAVAL FORCES KOREA**

## TCCOR Personal Readiness Checklist

*For the latest TCCOR updates sign up for AtHoC messaging and follow the CNFK Command and Ombudsman Facebook pages!*

**TCCOR 4**  
**Command Message Registration**  
*Service members should sign themselves and their family members up for the command messaging system to receive the latest weather updates.*

**Emergency Belongings**  
*Place all important documents in a waterproof, portable container.*

**Medical Preparedness**  
*Make sure any medications or medical supplies you or your family require including extra eye glasses are on hand.*

**Sanitation**  
*Ensure you have all of the cleanliness and hygiene products required to keep yourself and your home sanitary.*

**Security**  
*Ensure all window and door locks function properly.*

**TCCOR 3**  
**First Aid**  
*Inspect your first aid kit to ensure it is complete and well stocked.*

**TCCOR 2**  
**Food and Water**  
*Ensure you have a four-day supply of non-perishable foods and water for each dependent.*

**Pets**  
*Ensure you have a four-day supply of food and water plus sanitation and medications for each of your pets.*

**Tools**  
*Make sure your flashlight, portable radio, and cell phone are fully charged with a supply of extra batteries.*

**TCCOR 1**  
**Security**  
*Ensure all doors and windows are secured. Move POV to secured parking garage avoiding surge and flood zones.*

**TCCOR 1C/1E/1R**  
**Personal Safety**  
*Ensure all dependents remain indoors. Beware of storm surges near the ocean and rivers.*

**SAFETY NOTES**


- 1) High rise towers are designed to withstand typhoons.
- 2) If you live close to the ocean and/or rivers expect storm surges.
- 3) Protect your personal belongings by parking in secured parking spaces. If underground, avoid the bottom basement floor due to flooding.
- 3) Take the stairs. Avoid elevators due to the possibility of electrical loss.

**EMERGENCY CHECKLIST**

- **DOCUMENTS.** Will(s), insurance policies, contracts, deeds, stocks, bonds, passports, social security cards, immunization & medical records, banking & credit numbers, household goods inventory, prescriptions, birth/marriage/death certificates.
- **MEDICAL.** Ensure all dependents have the required medications as needed, to include but not limited to, heart and blood pressure, insulin, prescription drugs, denture needs, contact lenses and supplies, extra eye glasses.
- **TOILETRIES.** Toilet paper, soap, liquid detergent, feminine supplies, personal hygiene items, plastic garbage bags, ties, plastic bucket with tight lid, disinfectant, household chlorine bleach.
- **FIRST AID.** Adhesive bandages, sterile dressing, germicidal hand wipes, waterless alcohol-based sanitizer, antiseptic wipes, 2 pair large medical grade non-latex gloves, adhesive tape, anti-bacterial ointment, cold pack, scissors, tweezers.
- **FOOD & WATER.** Water, ready-to-eat canned meats, fruits, vegetables, canned juices, spices, high energy foods, vitamins.
- **PETS.** Food, sanitary products, medications.
- **TOOLS.** Flashlight, batteries, battery powered portable radio, tools, cell phone battery.

**TCCOR ALL CLEAR**  
*Conduct rounds and inspect for personal property damage to include vehicles. Notify chain of command and staff duty officer.*

Being prepared is the best way to combat stress when a Typhoon is coming. Good rule of thumb to be prepared for most natural disasters is to have 3 days supplies on hand. See this list for other items to prepare!



**Sailor/Spouse's Suggestions:** We're normally a very “winter weather incident” prepared family but never considered typhoons as we PCSed midsummer. It also never occurred to us to make sure we had basic household survival gear like flashlights, batteries, etc. in our air/express shipment BUT the nice thing about typhoons is all the advance warning so we had time to get some items together just in case.



## TCCOR Personal Readiness Checklist

For the latest TCCOR updates sign up for AtHoC messaging and follow the CNFK Command and Ombudsman Facebook pages!

### TCCOR 4

#### Command Message Registration

Service members should sign themselves and their family members up for the command messaging system to receive the latest weather updates.

#### Emergency Belongings

Place all important documents in a waterproof, portable container.

#### Medical Preparedness

Make sure any medications or medical supplies you or your family require including extra eye glasses are on hand.

#### Sanitation

Ensure you have all of the cleanliness and hygiene products required to keep yourself and your home sanitary.

#### Security

Ensure all window and door locks function properly.

### TCCOR 3

#### First Aid

Inspect your first aid kit to ensure it is complete and well stocked.

### TCCOR 2

#### Food and Water

Ensure you have a four-day supply of non-perishable foods and water for each dependent.

#### Pets

Ensure you have a four-day supply of food and water plus sanitation and medications for each of your pets.

#### Tools

Make sure your flashlight, portable radio, and cell phone are fully charged with a supply of extra batteries.

### TCCOR 1

#### Security

Ensure all doors and windows are secured. Move POV to secured parking garage avoiding surge and flood zones.

### TCCOR 1C/1E/1R Personal Safety

Ensure all dependents remain indoors. Beware of storm surges near the ocean and rivers.

### SAFETY NOTES

- 1) High rise towers are designed to withstand typhoons.
- 2) If you live close to the ocean and/or rivers expect storm surges.
- 3) Protect your personal belongings by parking in secured parking spaces. If underground, avoid the bottom basement floor due to flooding.
- 3) Take the stairs. Avoid elevators due to the possibility of electrical loss.

### EMERGENCY CHECKLIST

- **DOCUMENTS.** Will(s), insurance policies, contracts, deeds, stocks, bonds, passports, social security cards, immunization & medical records, banking & credit numbers, household goods inventory, prescriptions, birth/marriage/death certificates.
- **MEDICAL.** Ensure all dependents have the required medications as needed, to include but not limited to, heart and blood pressure, insulin, prescription drugs, denture needs, contact lenses and supplies, extra eye glasses.
- **TOILETRIES.** Toilet paper, soap, liquid detergent, feminine supplies, personal hygiene items, plastic garbage bags, ties, plastic bucket with tight lid, disinfectant, household chlorine bleach.
- **FIRST AID.** Adhesive bandages, sterile dressing, germicidal hand wipes, waterless alcohol-based sanitizer, antiseptic wipes, 2 pair large medical grade non-latex gloves, adhesive tape, anti-bacterial ointment, cold pack, scissors, tweezers.
- **FOOD & WATER.** Water, ready-to-eat canned meats, fruits, vegetables, canned juices, spices, high energy foods, vitamins.
- **PETS.** Food, sanitary products, medications.
- **TOOLS.** Flashlight, batteries, battery powered portable radio, tools, cell phone battery.

### TCCOR ALL CLEAR

Conduct rounds and inspect for personal property damage to include vehicles. Notify chain of command and staff duty officer.

Tear/Cut out and place somewhere handy like your vehicle or refrigerator

# OFF-LIMIT AREAS & ESTABLISHMENTS

For current information on curfew and buddy regulations and policies, or any other USFK regulation please visit the USFK website <http://www.usfk.mil/> and <https://cnrk.cnrc.navy.mil/Operations-and-Management/Regulations/>

COMNAVFORKOREA has a policy that within the first 30 days of arrival service members must have a liberty buddy during the hours of 0100-0500

## Off Limits Information

USFK Reg 190-2 (21FEB12) <https://8tharmy.korea.army.mil/site/resource/off-limits.asp>

The purpose of off-limit areas is to ensure continued mission readiness and to assess the current operational environment.

The areas and establishments listed below have been declared off-limits for safety, health, or operational considerations for all personnel subject to USFK regulation, except as noted. Additional off-limits are determined by Area Commanders.

- a. All tattoo parlors and body piercing shops.
- b. All houses of prostitution. A house of prostitution is defined as any building or structure where prostitution or the promotion of prostitution (engaging in any sexual activity with another person for a fee) is regularly carried on by one or more persons under the control, management, or supervision of another.

For further information on these regulations and policies, or any other USFK regulation please visit the USFK website and click on the publications link.

The area known as "Texas Street" in Busan is off-limits to all Navy personnel from the hours of 1700-0500.

The Texas Street area is a popular tourist/liberty area and there is good, legitimate business there, especially tourist shopping, but research has shown that Sailors and Families were at risk in the late evening, so we tailored the off-limits hours to accommodate any shopping desired prior to the 1700 cut-off.

It is relatively safe to travel throughout Korea. Always check with the base security or NCIS Agent representative to find out which areas are off limits.



# HOUSING ON BASE - CHINHAE

## **BARRACKS**

Unaccompanied sailors live both on and off base, depending on availability of barracks space and at their commander's discretion

<https://ffr.cnic.navy.mil/Navy-Housing/Housing-By-Region/Korea/CFA-Chinhae/>

## **FAMILY HOUSING**

There are 50 family housing units available for military personnel. We have some of best housing that you will see in the Navy. All furniture and appliances are provided in the housing units and may not be removed to make room for occupant's furniture. Family Housing is unable to store your excess furniture.

### *Eligibility*

Military family housing is available to: Active duty service members with Command-sponsored family members, Married active duty members who are both assigned to Chinhae, DOD civilian employees with Command-sponsored family members and transportation agreements. This includes single parents with legal custody of Command-sponsored children who live with them for at least 9 consecutive months of the year. In some instances, people eligible for housing may not be assigned housing or housing may be unavailable. (UCMJ)

### *Availability*

On base housing is generally available to all command sponsored active duty personnel with no waiting periods. Playgrounds are located within housing areas. Youth Center, picnic areas, gym, bowling center, commissary, exchange, chapel, library and school are within walking distance to on post housing.

### *Applying for Housing*

Applicants for Government quarters will submit an Application and Assignment to Military Family Housing, DD Form 1746, along with a copy of their orders to the housing organization at the Field Activity where they are seeking housing. Application forms and orders may be submitted by mail, in person by the sponsor, or by a member of the sponsor's immediate family. Application may be submitted at any time following the receipt of homeport or permanent change of station (PCS) orders. The housing organization, upon receipt of a member's application, will immediately provide the member with a Status of Housing Availability, (DD Form 1747), to inform them of the conditions of assignment to, or the availability of, family housing.

For more details, please visit the website below and look for the PDF link near the bottom of the page:

<https://ffr.cnic.navy.mil/Navy-Housing/Housing-By-Region/Korea/CFA-Chinhae/>

#### **CFAC – Family Housing Referral Service**

COMM 0503-363-5454/5219

DSN 315-763-5454/5219

(From the U.S.: 011-82-503-363-5454/5219)

[Chinhae\\_housing@us.navy.mil](mailto:Chinhae_housing@us.navy.mil)

#### **CAMP HENRY TMO – House Hold Good (HHG)**

COMM 0503-363-0716

DSN 763-0716

#### **BUSAN – Housing Referral Service**

COMM 051-714-0843

(From the U.S.: 011-82-51-714-0843)

# HOUSING ON THE ECONOMY



Living in Korea might mean high-rise apartments, tiny streets and possibly using public transportation on a regular basis. This can take a bit of getting used to and it is often hard to determine exactly how much space you need or will be able to secure once you arrive. Generally, however, three and four bedroom apartments are the norm and well within DoD allotted price ranges. Your sponsor will have information for you on this but also reach out to the Housing Office for additional information. The Housing Office will recommend realtors who are familiar with the way the military/DoD housing contracts must work, *however, you are not limited to any specific agent or neighborhood* so try not to feel pressured or feel rushed.

There are many options and the right apartment within your budget for your family is out there. Everything is negotiable as well so remember that when requesting things like large water bottles, curtains for your enormous new windows, and transformers. Visit the Housing Office webpage below to learn more along the way.

<https://ffr.cnic.navy.mil/Navy-Housing/Housing-By-Region/Korea/CFA-Chinhae/>

Review the following pages for information on some of the most popular neighborhoods for service members and DoD families.

## PLAN AHEAD

While you will receive Temporary Lodging Allowance (TLA) to cover expenses, it often takes a couple months to go through. It is always recommended prior to any PCS (especially overseas) to start saving money when you learn of your move to help mitigate any financial hardship when you arrive.

## LOAN LOCKER ITEMS

DoD personnel are authorized loaner furnishings as available for 30 days while awaiting household goods. Items available from FFSC include small kitchen appliances (toasters, microwaves, coffee pots, etc.), silverwares, dishes, cook wares.

Items available from NGIS include bedding kits and pillow sets.

Contact your sponsor before you arrive to get assistance on these items prior to arrival.

## PAYING YOUR UTILITIES & RENT

Utilities and Rent are paid separately and both are due each month in Korean currency. There are three options to pay each your bills month:

- (1) If you open a Korean bank account you can wire transfer the money directly to the landlord to avoid cash.
- (2) If you prefer to play the exchange rate game, landlords will accept cash but be sure to secure a receipt each month as you will have no other evidence of payment.
- (3) There are fee-based services that will transfer funds for you from your American bank account to pay any utilities, rent, or bills you receive on the dates you specify each month. They will also notify you of any changes and translate bills received that you can review by logging into their website.

# BUSAN NEIGHBORHOODS OPTIONS

These are just 4 neighborhoods in the grand city of Busan where many a military family, single sailors and other expats communities reside. The pros/ cons information was generated with the typical needs of families in mind. However, everyone's needs are different so always reach out to your sponsor and the Busan Family Fleet Support Center with personalized questions. Use a map or GPS app for locations of neighborhoods in comparison to work spaces, schools, and other conveniences.

Neighborhood & Commute Times	Pros	Cons
<p><b>Gwangan/Millak</b> Subway: 5-20 Mins Walk</p> <p>ROK Base: 20 Mins Pier 8: 15 Mins Gimhae: 60 Mins</p> <p>Costco: 15 Mins BIFS School: 25 Mins BFS School: 15 Mins</p>	<p><b>Beach &amp; Cuisine Options:</b> Home to the less touristy and gorgeous Gwangalli beach with its' stunning views of the famous Diamond (Gwangan) bridge combined with rows of restaurants, entertainment, dog friendly terrace cafes and little quaint shops make Gwangan a fun place to live. There are several expat favored bars, breweries and restaurants to hang out with friends or make some new ones.</p> <p>There is a nice, safe walking/biking path that runs from one end of the beach, all the way around to the river where you can cross the bridge to Marine City/ Haeundae or even continue on to Seoul! It passes by waterside steps where people congregate all year long to picnic and enjoy the view. The adjacent neighborhood houses one of the most popular spots in Busan to view the Cherry Blossoms in the spring and will make your daily commute to the ROK a pleasure!</p>	<p><b>Transportation Convenience:</b> Depending on the exact location, expect to walk 5-20 to the subway or hop on a bus to get there easily.</p> <p>For canine owners, most of the larger complexes will contain smaller potty spots but there are not large open grassy spaces.</p> <p>There is a lack of larger chain stores such as HomePlus or super markets but plenty of local grocery stores, a covered fresh produce street market and plenty of raw fish/seafood markets.</p>
<p><b>Marine City/Haeundae</b> Subway: 15 Mins Walk</p> <p>ROK Base: 25 Mins Pier 8: 20 Mins Gimhae: 60 Mins Costco: 15 Mins BIFS School: 20 Mins BFS School: 15 Mins</p>	<p><b>"The Beverly Hills of Busan"</b> <b>Great Amenities &amp; Largest Expat Family Community:</b> For families, this is the foreigner capital of Busan and many families love to live here for many reasons. Since many buildings are less than ten years old, the new ones are quite glamorous, and many have amazing views, the rents and utilities can be quite steep and depending on OHA may require some out of pocket expenses. This area has the largest selection of playgrounds for the kids and many complexes also have gyms and some have small storage units.</p> <p>The area is about a 20 minute walk to Haeundae beach where there are some great options for restaurants and coffee shops not to mention the beach! Marine City has its own HomePlus grocery store across the street from most apartments. Finally, because of the large number of foreigners and all the great playgrounds, Marine City has an amazing mom network. With the presence of CNFK, this area has had the largest population of DoD families.</p>	<p><b>Transportation Convenience &amp; Cost:</b> The biggest con is the inconvenience in leaving the area. Expect about a 15 minute walk from your apartment to the nearest subway. Additionally, there is no central hub for the bus routes.</p> <p>This may not really matter for day to day play dates and errand running, but leaving the neighborhood a bit more planning and traffic can be quite daunting at peak hours.</p> <p>There are no large, green, dog friendly areas for your pups but there are plenty of small potty patches throughout every complex. Finally, because of all the great amenities, expect to pay a steep maintenance/ management fee out of pocket compared to the other neighborhoods.</p>

# NEIGHBORHOODS

There are other areas to live in so you will want to do your own research and ask lots of questions about costs. You may ask to look at apartments in neighborhoods or buildings outside the “usual”, just be aware that some other popular ones may be priced above your housing allowance, the landlord may not want to work within the guidelines or timeframes needed, or in desirable areas the availability may be an issue especially in the summer. Please contact the housing office with any questions.

\*Driving times vary significantly according to traffic and time of day, often 2-3x longer during commuting traffic and on weekends/holidays.

---

## Neighborhood & Commute Times

## Pros

## Cons

### Centum City

Subway: 5 Mins Walk

ROK Base: 20 Mins

Pier 8: 15 Mins

Gimhae: 60 Mins

Costco: 10 Mins

BIFS School: 20 Mins

BFS School: 15 Mins

**The Ultimate Compromise:** Centum has several big city tourist sites that make it an interesting place to live. Shinsegae Department Store has tons of new and familiar restaurants, stores, an ice rink, and both an indoor and outdoor play area. The BEXCO (Busan Expedition and Convention Center) holds concerts, Baby/Kid events, Home Goods Expos, etc.

If you like running, many events kick off from BEXCO throughout the year and a long river trail run begins here. Because of all that and more, Centum has two subway stops in the neighborhood and a ton of bus stops so you will never live more than a five minute walk from the metro, making public transportation a breeze. It also has a Home Plus grocery store and a small street lined with veggie markets so grocery shopping is very easy. Both the Olympic Park and APEC Park are full of grass and trees. Walks with dogs, kids, and stroller for long periods, jogs, and bike rides are all very accessible.

**Lacking Apartment Amenities:** Unlike Seomyeon and Marine City, most apartments in Centum do not have playgrounds and gyms are hit or miss. This is either a big blow to convenience or a significant savings in maintenance/management fees that are not covered in your monthly OHA.

While the area is by far the most dog friendly, if you have little ones, you might find yourself travelling to Marine City for playdates. Also many restaurants are day-time/office hour focused.

---

### Seomyeon

Subway: 5-10 Mins Walk

ROK Base: 25 Mins

Pier 8: 15 Mins

Gimhae: 15 Mins

Costco: 20 Mins

BIFS School: 40 Mins

BFS School: 30 Mins

**The Heart of Busan.** A growing number of European business foreigners live in this area. Additionally, several Army families working at BFS and Pier 8, and DCMA families working at Gimhae Airport also reside here. If you have a family full of foodies this is where you want to be as there are night markets, street vendors, shopping, and restaurants everywhere. You will find little issue getting a taxi here and the Seomyeon Subway Station is a centralized hub.

Additionally, sans any serious traffic jams, getting to other places in town from Seomyeon can be done in 30 minutes or less. For the kids, the Citizens Park and Children's Park are both huge attractions very nearby. Central Star, a popular complex for DoD families, also has a playground and swimming pool for residents. As a spouse interested in working, you may also find more opportunities in this area as well.

**Least Kid & Pet Friendly:** The downside to this part of town is that it can be crowded and congested. If you have dogs, there are few large grassy areas for bathroom breaks and joggers should be extremely wary of the traffic.

While there are no small local parks, most apartment do have playgrounds for the kids. If being part of a large kid community is your style, this is probably not your neighborhood as the majority of expats who live here are still single folks who want to bein the thick of things.

# PET REGISTRATION & VET TREATMENTS



**Registration & Vaccinations:** Dogs and cats must be registered at a vet clinic (generally Daegu) within 10 working days of their arrival. Dogs must be vaccinated yearly against rabies, distemper, adenovirus type 2, leptospirosis, parvo virus, parainfluenza and corona virus. They should also be on heartworm as a precaution year-round as this disease is becoming increasingly prevalent in the country. Cats must be vaccinated yearly against rabies, pan leukopenia, calicivirus and rhinotracheitis. It is recommended that they also be vaccinated for leukemia virus. Your local Korean vet can help keep you up to date on all required vaccinations. For current information on importing and exporting pets from various countries, visit the Dept. of Agriculture's website listed below.

During registration of your pet, you will receive information about the procedures for Non-Combatant Evacuation (NEO) of your pet. The two main points: current rabies vaccination, within one year, and pets are required to be micro chipped for permanent identification purposes.

## There are no veterinary services or pet boarding kennels available on the Chinhae base.

**Veterinary Treatment Facility (VTF) :** The closest on base Veterinary Clinic to Chinhae and Busan is Camp Walker in Daegu, 2 hours away but they also makes periodic visits to the CFAC base. The VTF provides routine and urgent medical care for pets. The clinic also has a stray animal facility that can help you to adopt a healthy pet. The low fee includes health exam, spay/neuter, first vaccinations, and parasite testing and control. All animal deaths must be reported immediately to the VTF. Busan & Chinhae have local Korean veterinary clinics to choose from and many speak excellent English, especially in Busan.

**Kennel Services:** Many local vet clinics also provide kenneling services if you plan to take a trip out of town. The price can be expensive however, ranging anywhere from 20,000 to 40,000 won depending on the size of the animal and length of time.



The military community and expat Facebook groups can provide many suggestions for veterinarians and boarding options in your area.

**Exportation of Pets from Korea:** To leave the Republic of Korea, by Korean law, all dogs and cats must have proof of a rabies vaccination within the last year (not sooner than 30 days), a U.S. health certificate (from your military veterinarian) issued within 10 days of departure, and a Korean health certificate, preferably on the day of departure. The Korean health certificate may be obtained up to three days prior to departure.

To obtain a Korean health certificate, take the animal with the rabies certificate and the U.S. health certificate to the Korean Animal Quarantine Office (KAQO) located at Incheon International Airport, 011-82-032-740-2660. The Korean veterinarian will issue the health certificate while you wait. There is a 10,000 won (approx. \$9) fee for this service.

Animals that meet the above requirements to leave Korea will automatically meet the requirements to enter the United States. Animal owners traveling from the ROK to Hawaii or countries other than the United States should contact their local military veterinarian for specific importation requirement.



**On Base Pet Policy & Regulations:** On base regulation states that all animals will be on a leash at all times. Verbal control is insufficient. It is always the owner's responsibility to control the animal, not the citizen's responsibility to avoid the animal. Animal bites will be reported to the nearest Medical Treatment Facility. Animals involved in the bite incident will be required to undergo a 10 day quarantine which may be at home and is at the installation veterinarian's discretion. Animals involved in more than one bite, or animals involved in a serious bite incident may be banned from base. It is your responsibility as an animal owner to keep your pet's vaccinations (rabies) current (within one year).

Upon in-processing with the Housing Division, applicants who are authorized to bring domestic pets to Korea will initiate a pet registration form. By signing the pet registration form, applicants acknowledge that they have read, understand, and will comply with all provisions outlined in the Community policy. All animals residing on government installations will be registered within 10 days of arrival. Chipping of registered on-base animals is a requirement. Bring your vaccination records with you and you will be issued a current rabies tag. Animals are vaccinated yearly for rabies in Korea. Dogs and cats require certificates of immunization for rabies prior to registration. Other required immunizations must be accomplished IAW the schedule provided by the VTF. Animals will not be permitted to enter tennis courts, swimming areas, exchange facilities, Commissaries, theaters, bowling lanes, BOQ/BEQ, dining facilities, playgrounds, gymnasiums, picnic areas, athletic fields, clubs, or any facility where food or drinks are served.

During registration of your pet, you will receive information about the procedures for Non-Combatant Evacuation (NEO) of your pet. The two main points: current rabies vaccination, within one year, and pets are required to be micro chipped for permanent identification purposes. The Installation Commander will determine any exceptions to this policy. Pet owners are responsible for picking up and properly disposing of animal wastes no matter where they are on the installation. Owners will not allow animals to disturb neighbors by constant barking, destroying property, or threatening actions. Animals showing this type of behavior will be removed from housing. Under no circumstances are owners allowed to abandon their pet.

## CHINHAE—BRINGING VISITORS ON BASE

**1 Day:** U.S. citizens without a military ID can get a day pass. They must have **two pictures ID's**, be signed in at the main gate, escorted by their sponsor or host at all times, and signed out again before midnight of the same day. A U.S. Passport is one form of ID but will not be exchanged for a base pass.

**More than 1 day:** Those who live in a BOQ/BEQ may be allowed to have visitors stay in their quarters for an extended period. Proper authorization from the installation commander is required. Guests may be eligible for a temporary ID card that will be valid for the duration of the visit on this installation only. Those living off base must sign visitors in each day. Nationals from certain countries may not be permitted on base at all or only for limited circumstances. Check with the Security for current policies regarding foreign citizens.

**All non-military visitors must be escorted by their host all times!** They may not be dropped off at the pool, gym, or elsewhere. Failure to comply can result in the visitor's immediate removal from base, being barred from future visits, and the sponsor's loss of escort privileges.

# CFAC BASE MAP

1. Main Gate	2. Pass & ID	3. Laundromat	4. CYP
5. Gym	6. Library/Rec Equip Rental	7. Family Housing	8. CI Joy
9. Chapel	10. FFR/N9	11. Public Works	12. Supply
13. Golden Anchor Bowling Center		14. Fleet & Family Town Center	
15. Fire Station	16. Medical Clinic	17. Security	18. UH/Lodging office
19. CREX	20. Turtle Cove Restaurant	21. Chart & Pilot House	22. HQ / ADMIN / OFS
23. Transportation	24. Back Gate		



As of July 2025

# CHINHAE PHONE ROSTER

OFF BASE// Emergency Services: 119 // Police Non -Emergency: 112 // U.S. Embassy: 02-397-4114

**To call a DSN 763 from a Commercial phone: 050-3363-XXXX, DSN 762 dial: 055-540-XXXX**

## CFAC COMMAND LEADERSHIP (N00)

SDO 010-6256-1184

OMBUDSMAN (COMM) 010-8340-9037

## CHAPLAIN DEPARTMENT (N00R) (32778)

### CHAPLAIN

010-3598-7255

(DSN) 763-5388 (COMM) 050-3363-5388

### RELIGIOUS PROGRAM SPECIALIST

(DSN) 763-5389 (COMM) 050-3363-5389

## FIRE DEPARTMENT (N01F) (32778)

EMERGENCIES: FIRE DEPARTMENT 911

EMERGENCIES NON DSN 055-545-5927

## SECURITY DEPARTMENT (N01S) (46192)

### EMERGENCY DISPATCHER

911/ (DSN) 762-5545 (COMM) 050-3363-5545

### NON-EMERGENCY DISPATCHER

763-5110

### SECURITY OFFICER

(DSN) 763-5268 (COMM) 050-3363-5268

### VISITOR CENTER

(DSN) 763-8777 (COMM) 050-3363-8777 VRO/

### DBIDS

(DSN) 763-8750 (COMM) 050-3363-8750

## PUBLIC WORKS DEPARTMENT (N8) (62494)

### PUBLIC WORKS SERVICE DESK

(DSN) 763-8756 (COMM) 050-3363-8756 AFTER

HOURS PUBLIC WORKS DUTY OFFICER (COMM)

010-3591-5281

## HOUSEHOLD GOODS (DAEGU) OUTBOUND

SECTION (DSN) 763-0717 INBOUND SECTION

(DSN) 768-6794/7247

## BRANCH HEALTH CLINIC (49338)

IDC (DSN) 763-5415 (COMM) 050-3363-5415

DUTY CORPSMAN 010-7120-2498

DENTAL (DAEGU) 737-9453 / 0503-364-4307

## UH/NGIS (N932)

### FRONT DESK

(DSN) 763-5332 (COMM) 050-3363-5332

## RAPIDS/DEERS

(DSN) 763-5019/5203 (COMM) 050-3363-5019/5203

## FLEET & FAMILY SUPPORT CENTER (N91)

### SAPR

(DSN) 763-5485 (COMM) 050-3363-5485

24/7 +82-10-8707-8477

### CLINICAL COUNSELOR

(DSN) 763-8037 (COMM) 050-3363-8037

### PROGRAM SUPPORT ASSISTANT

(DSN) 763-5566 (COMM) 050-3363-5566

## MORALE, WELFARE & RECREATION (N92)

### COMMUNITY RECREATION CENTER

### RECREATION EQUIPMENT RENTAL

(DSN) 763-5211 (COMM) 050-3363-5211

### BOWLING CENTER

(DSN) 763-8834 (COMM) 050-3363-8834

### FITNESS / SPORTS

(DSN) 763-8733 (COMM) 050-3363-8733

### TURTLE COVE / CATERING

(DSN) 763-8763 (COMM) 050-3363-8763

### 3<sup>rd</sup> DECK EATERY

(DSN) 763-5210 (COMM) 050-3363-5210

## CYP/CDC

### DIRECTOR& SCHOOL LIAISON OFFICER

(DSN) 763-8771 (COMM) 050-3363-8771

## FAMILY HOUSING (N931)

### FAMILY HOUSING SERVICE DESK

(DSN) 763-5454 (COMM) 050-3363-5454

### HOUSING MANAGEMENT ASST.

(DSN) 763-5273/5219 (COMM) 050-3363-5273/5219

## COMMISSARY

### SUPPORT CLERK

(DSN) 763-5302 (COMM) 050-3363-5302

## AAFES EXCHANGE

(DSN) 763-8764 (COMM) 050-3363-8764

## COMMUNITY BANK

(DSN) 763-5130 (COMM) 050-3363-5130

## POST OFFICE

(DSN) 763-5803/5135 (COMM) 050-3363-5803/5135

Tear/Cut out and place somewhere handy like your vehicle or refrigerator

# CHINHAE MWR FACILITIES

## Community Recreation Center, BLDG. 711

[mwrchinhaerecreation@us.navy.mil](mailto:mwrchinhaerecreation@us.navy.mil)

- Liberty Lounge
- Library
- Movie Theater
- 3rd Deck Food Court

### Assistance with:

- Sign Up for Trips, Tours and Leisure Skills Classes
- DVDs, Books and Video Game Check-Out
- Information Referral and Assistance
- Travel and Ticket Information
- Rentals for Outdoor Gear, Parties, Facilities

## Turtle Cove, BLDG. 798

- Bar / VIP Room / Main Dining

## Pavilion and Picnic Area, BLDG. 754

DSN: 763-8834 | COMM: 050-3363-8834

## Fitness Center & Sports Gymnasium, BLDG. 829

### Facilities and Services:

- Outdoor Multi-Purpose Court
- 1.2-Mile Outdoor Mountain Running Trail
- Softball Complex
- Basketball Court 24/7
- Racquetball Court
- Cardio Room 24/7
- Weight room
- Daily Use Lockers 24/7
- Saunas
- Tennis Court
- Outdoor Volleyball
- Basketball Equipment
- Pool



# CHINHAE CHILD & YOUTH PROGRAMS

## BLDG. 702

[M-KO-CFAC-CYP@us.navy.mil](mailto:M-KO-CFAC-CYP@us.navy.mil)

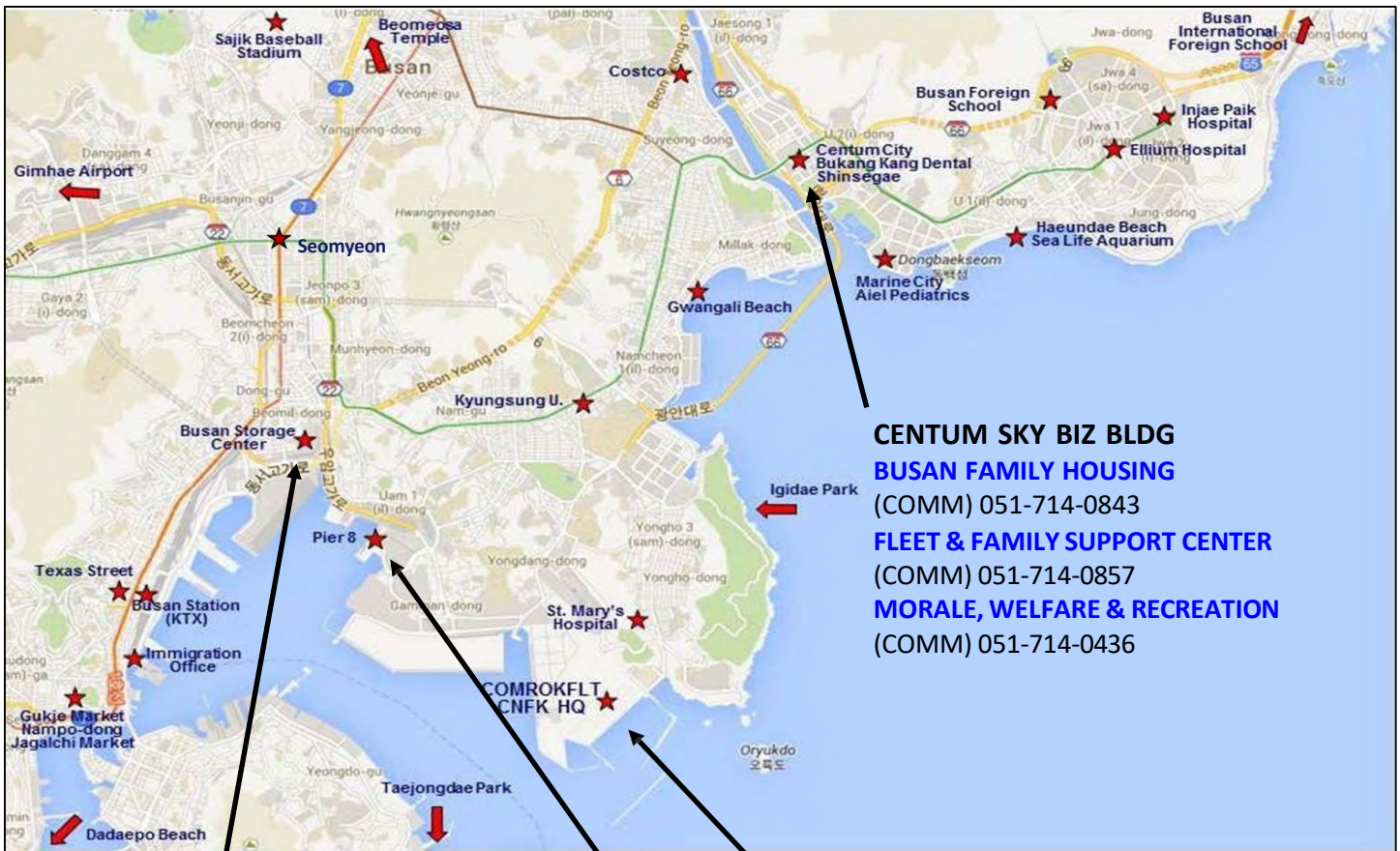
DSN: 763-8771

Monday-Friday: 0800-1730

- School Liaison Officer - Education, Non DOD School Program (NDSP), and transition support services
  - Email for the current Connected digital magazine full of information on the local school options
- Child Development Center services include part and full time offered on a space-available basis according to the CNIC priority placement policy
  - multi-age classroom for children ages 6 weeks—2 years
  - preschool classroom for children ages 3—5 years
- School Age Care Open Recreation
  - every Wednesday 1630-1730
  - every Friday 1500-1600
  - unless otherwise advertised
- Parent's Night Out and Parent's Day Out
- CDC and Youth Fitness Clinics
- Family Involvement and Community Events

Registration required for all offered programs. Visit Bldg. 702 for registration packet and more info!

# BUSAN MILITARY & SUPPORT FACILITIES



**CENTUM SKY BIZ BLDG**  
**BUSAN FAMILY HOUSING**  
 (COMM) 051-714-0843  
**FLEET & FAMILY SUPPORT CENTER**  
 (COMM) 051-714-0857  
**MORALE, WELFARE & RECREATION**  
 (COMM) 051-714-0436

## **BSC (BUSAN STORAGE CENTER) / PIER 5**

**\*\*Call for current hours**  
**PASS/ID D-BIDS** (MON-FRI 0700-1600)  
 (DSN) 763-7742  
**SOFA STAMP:** (limited hours/days) (DSN)  
 763-7797  
**TRANSPORTATION/VEHICLE REGISTRATION**  
 (DSN) 763-7779  
**DMV REGISTER** (limited hours/days)  
 (DSN) 763-7742  
**POV INSPECTION** (limited hours/days)  
 (DSN) 763-7995  
**DRIVER TESTING:** ((limited hours/days) No Road Tests  
 (DSN) 763-7779  
**Fuel Station:** (MON-FRI 0630-1560) USD cash only  
**NEO – Management Support Assistant**  
 (DSN) 763-7797

## **CNFK HEADQUARTERS**

**\*ask Sponsor for current phone roster ROK**  
**NAVY BASE**  
**COMMUNITY BANK ATM**

## **PIER 8 (MIL SEALIFT COMMAND- ARMY)**

**\*\*Call for current hours FITNESS**  
**FACILITY (24/7)**  
**POST OFFICE** (limited hours/days) (DSN)  
 763-3113  
**EXCHANGE SHOPPETTE** (0800-1600 MON-FRI) (DSN)  
 763-3534  
**BARBER SHOP** (limited hours/days) (COMM)  
 010-2821-4321  
**SEAMAN'S CLUB (DINING ROOM/BAR)**  
 (DSN) 763-3948  
**COMMUNITY BANK ATM**

# BUSAN PHONE ROSTER

**OFF BASE//** Emergency Services: 119 // Police Non -Emergency: 112 // U.S. Embassy: 02-397-4114

To call a DSN 762 from a Commercial phone: 055-540-XXXX

To call a DSN 763 from a Commercial phone: 050-3363-XXXX

## **CNFK (BUSAN)**

**QUARTERDECK** (COMM) 050-3363-8023

**BUSAN OMBUDSMAN:**

[busanombudsman@gmail.com](mailto:busanombudsman@gmail.com)

## **CNFK MEDICAL SERVICE**

**COMMAND CORPSMAN**

(COMM) 010-2932-1087

## **CHAPLAIN**

(DSN) 763-8001 (COMM) 050-3363-8001

## **FLEET & FAMILY SUPPORT CENTER**

**REGIONAL PROGRAM DIRECTOR &**

**SEXUAL ASSAULT RESPONSE COORDINAOR**

(DSN) 763-5379 (COMM) 050-3363-5379

SAPR Hotline 24/7: 050-3363-5700

## **WORK & FAMILY LIFE SPECIALIST**

Comm 051-714-0857

## **HOUSING**

**MANAGEMENT ASSISTANT**

Comm 051-714-0843 / Wk Cell 010-3572-8684

## **MWR**

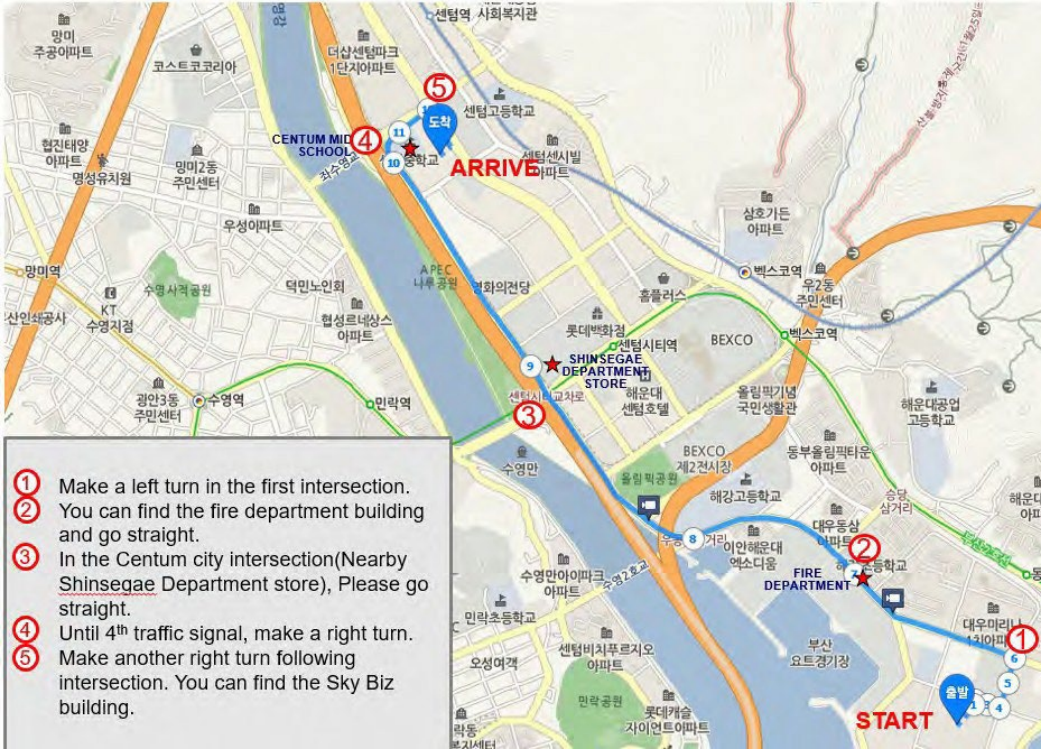
**COMMUNITY RECREATION PROGRAMMER**

Comm 051-714-0836

# CENTUM SKY BIZ BUILDING DIRECTIONS

NAVER MAP: CENTUM SKY BIZ // KAKAO MAP: CENTUM SKY BIJU

ADDRESS: 97, CENTUM JUNGANG-RO, HAEUNDAE-GU, BUSAN, KOREA (TOWER A, ROOM#501, 503)



**FREE PARKING!**

- ① Make a left turn in the first intersection.
- ② You can find the fire department building and go straight.
- ③ In the Centum city intersection (Nearby Shinsegae Department store), Please go straight.
- ④ Until 4<sup>th</sup> traffic signal, make a right turn.
- ⑤ Make another right turn following intersection. You can find the Sky Biz building.

**METRO—  
CENTUM CITY  
STOP ON LINE  
2/GREEN LINE  
& 15-20 MIIN  
WALK**

**BUS STOPS  
FOR #100,  
#187 & #307**

- ① Take the Gwangan Bridge
- ② Go straight thru the Suyoung Riverside Tollgate (Not for BEXCO tollgate)
- ③ Take the fourth-lane of the roads after going straight thru the Suyoung Riverside Tollgate.
- ④ There is a big building for TWOSOME CAFÉ, make a right turn when you see the TWOSOME CAFÉ.
- ⑤ Make another right turn with first side road. (Not to the Main street)
- ⑥ When you find Centum Elementary School, make a right turn in that intersection. And make a left turn with the corner of Centum Elementary School.
- ⑦ Go straight and you can find the Sky Biz building on the right.





# MyNavy Family App

MyNavy Family App combines the strength of more than **22 websites** to connect Navy spouses and families to information and resources when and where they need it.

download today at [applocker.navy.mil](http://applocker.navy.mil)



## Developed by the Navy community for the Navy community.

Connecting Navy families to accurate information and resources to help them flourish while living the Navy lifestyle.

- ✓ Accurate and timely information for spouses and families
- ✓ Minimizes acronyms, user friendly tools
- ✓ Useful links to popular Navy sites like the Navy Exchange, Commissary, and the Fleet and Family Support Center
- ✓ Employment resources
- ✓ Spouse mentoring support



*The MyNavy Family App was developed by the Navy's Sea Warrior Program (PMW 240) which assists Sailors with their manpower, personnel, training and education needs. The App is part of family of official Navy apps that can be found by visiting the Navy App Locker at <http://www.applocker.navy.mil>.*



@navyseawarrior



@Navy Sea Warrior

# TRANSLATION SERVICES

Navigating through Korea without the local language can be tricky and there are circumstances where you may require a translation service. As always there are a multitude of options out there and this is just a couple.

**Busan Foundation of International Cooperation:** The same organization providing language lessons at City Hall provides an amazing tool for foreigners living in Busan—the Busan Global Center. Located on the 13F National Pension Service Building, BGC has a conference room, lounge, and classroom. The organization also has a call center for FREE translation assistance. From your Busan cell, dial 1577-7716 to access assistance regarding translation and interpretation of everything from tourism support to legal documentation. Hours are Mon-Fri 0900 to 1800.

**BBB Interpretation App:** Another service you won't believe is free, BBB utilizes volunteer interpreters to assist with translation needs for nearly 20 languages. Download the app, select your language, and call your interpreter. It's as simple as that!

# SHOPPING

Once you arrive, it will not take long to discover your favorite places to shop for everything from groceries to beauty products. Here are some favorites you may want to check out in your first week.

STORE	LOCATION	SPECIALTY
Home Plus	Everywhere—Multiple locations	Groceries, home goods, clothes, electronics, etc. Think Super Walmart with coffee shops, restaurants, and a kids cafe inside.
Costco	Suyeong (Busan)	Think Costco in the states. A great place to get bulk, organic, and American items you cannot get elsewhere.
Emart Traders	Seomyeon	Korean version of Costco
Daiso	Everywhere—Multiple Locations	Your neighborhood dollar store! Small locations in every Home Plus up to huge and fun three story locations throughout town
Lotte Mart	Multiple locations	Big mart with a little bit of everything
SSG Food	Shinsegae Centum	Groceries—A bit smaller and pricier than the other stores but SSG often has those hard to find foreign items
eMart	Seomyoen & Jungdong (Busan)	Groceries, home goods, clothes, electronics, etc. A bit more affordable than Home Plus with a variance in selection
H&M	Seomyoen, Shinsegae Centum (Busan)	Clothing—offers a better variety of American sizes
UNIQLO	Lotte Centum, Home Plus Marine City, 6 locations total in Busan	Clothing—again, larger variety of American sizes
GMarket	Online / App	Think Korean Amazon! Use the app on your phone or Google Chrome the website for automatic English translation to find what you need!
Coupang	Online / App	More American items and free shipping over 30,000w but need a Korean bank account or credit card



# PUBLIC TRANSPORTATION

**Busan (Gimhae) International Airport (PUS):** Located on the west side of the city, PUS services all of the major domestic and budget airlines to and from some of the most popular places in Asia. You can take the subway or ride a Limo Bus for just ₩8,000 per person. Additionally, prices vary but taxis from Haeundae are another affordable option.

**Train:** Busan has six train stations (Busan, Kupo, Haeundae, Songjeong, Busan in, and Bujeon Stations) and is the main hub for Korea Train Express (KTX).

Tickets can be purchased at the station or online to guarantee a seat during peak travel times. The typical ride to Seoul will cost about \$50 and take 2-2.5 hours. Other cheaper (although slower) trains, such as Saemaeul and Mugunghwa also depart throughout town. Most trains offer snacks and refreshments onboard and free Wi-Fi. Visit [www.letskorail.com](http://www.letskorail.com) for ticket reservations, prices, and info on the train.

**Taxis:** Anyone who has taken a cab in the states will be amazed by the affordability of Korea's taxi system. Drivers typically do not often speak English. Tipping is appreciated but never expected and taxis take credit cards if you do not have cash on hand.



**Transportation Cards:** CashBee and T-Money transportation cards can be used in taxis, on the subway, on the bus *and* provide a small discount when used on public transportation. They can be purchased and recharged at most convenience store and recharged at any subway stop (cash payments only). Children's cards can also be purchased at a discount for use on the buses and subway lines for less.

**Transfer System in Busan** applies to local buses, the metro and village/neighborhood buses.

Up to 2 free transfers within 30 minutes from the time you get off the previous means of transportation. You only need to pay the highest transportation fare used.

E.g. Metro one section (₩1,600 won) → local bus (₩1,700 won) → express bus (₩2,200 won)  
: ₩1,600 + 0 + ₩600 = ₩2,200 won

\*If you use a Transportation Card, transferring is free within 30 minutes from getting off but you must touch the card on the card reading machine when exiting the bus. Up to 2 transfers is possible going one way /in the same general directions. The transportation card can be purchased or recharged at convenience stores and metro stations. <https://www.busan.go.kr/eng/public-transportation>

**Fare: One Section - 1,600 won, Two Section - 1,800 won (With Transportation card)**

**Website:** <http://www.humetro.busan.kr/english/main.do>

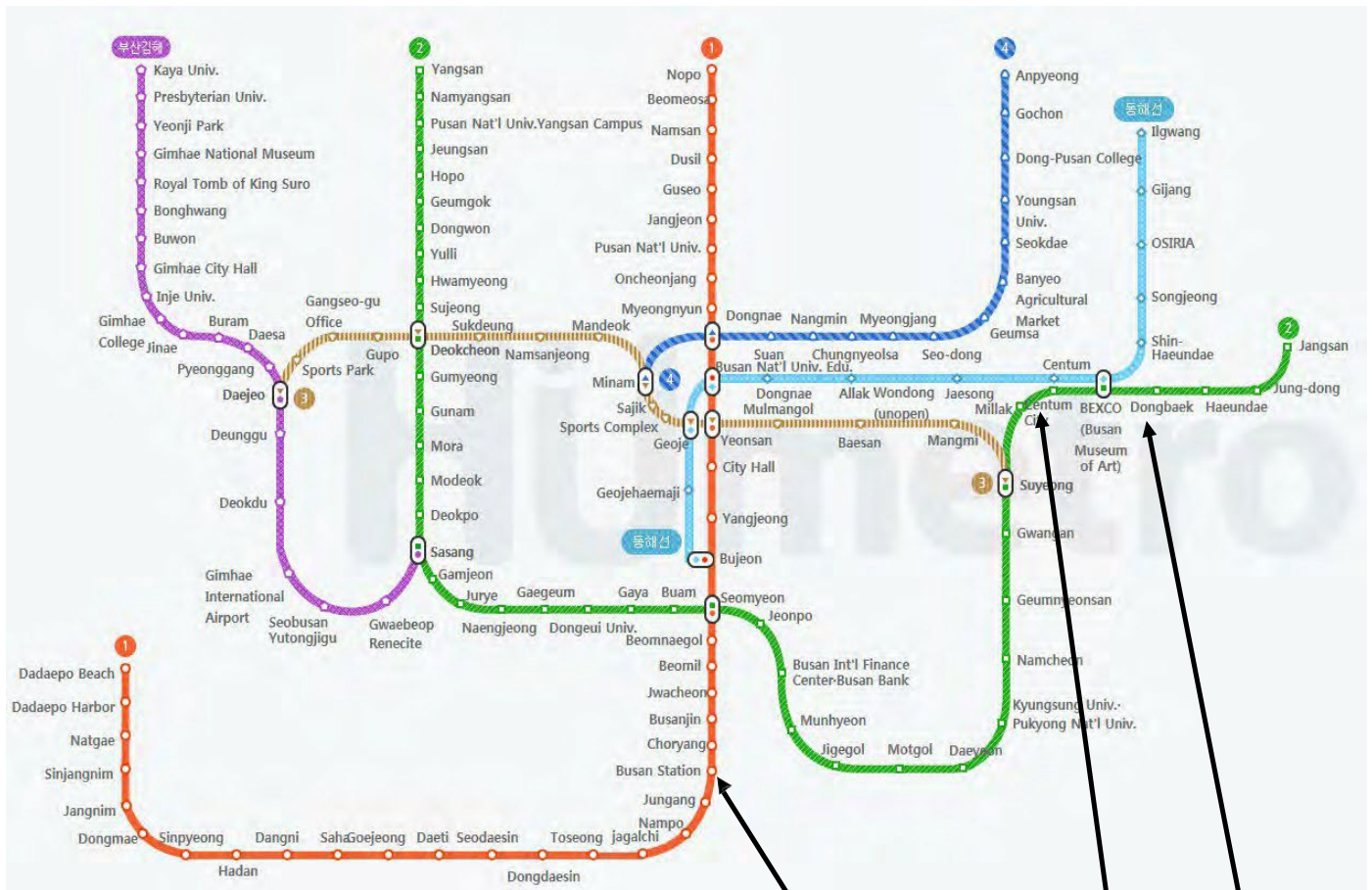


See the list at the end of this packet for mobile phone apps to help you get around in Korea.

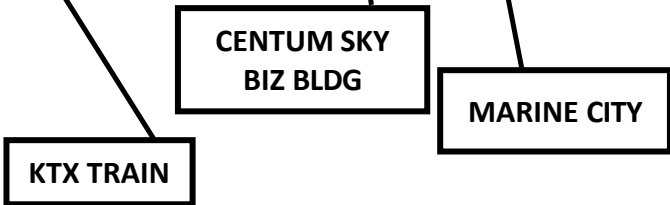


# TAKING THE BUSAN METRO

**Subway:** Busan has an extensive subway system with four lines and a light rail. Train schedules vary but run from about 0500 to midnight. Busan city metro guide: <http://www.humetro.busan.kr/english/main.do> provides information on fares, schedules, routes, and lost and found (all in English).



Fare: One Section - 1,600 won, Two Section - 1,800 won



# TAKING THE PUBLIC BUS



Public buses offer a convenient and cost-effective way to explore Jinhae and Busan, with frequent services operating throughout the day. There are three types of local buses available: **regular**, **express**, and **late-night**. When planning your itinerary, it's advisable to check the bus routes and schedules in advance—especially during peak hours when buses can be crowded.

**Route and Accessibility** While buses typically stop at designated locations, it's recommended to **signal the driver**—such as stepping forward and waving—so they recognize your intent to board. Exercise caution around side mirrors when the bus arrives, and have your **cash or transportation card** ready, as the stops are brief.



Red lights on top left indicate the bus number. The 305,305-1,305-2,317 buses come right in front or across from CFAC.



**Bus Stops and Arrival Information** - Bus stops equipped with Bus Information Systems display real-time arrival updates. For example:  
 Bus No. 317: Arriving imminently – “잠시후” means “within 2 minutes.”  
 Bus No. 305: Expected in approximately 5 minutes.



**Fare Payment Methods** - **Transport Card**: Tap your card on the reader and wait for a beep or confirmation message. Monitor the screen for your fare and remaining balance. Be sure to tap your card again when exiting, even if not transferring—failure to do so may incur extra charges.

**Cash**: Prepare exact change where possible. Note that large denominations (e.g., 10,000 won) may not be accepted directly by the driver; coin change is dispensed via an onboard machine.

**Getting Off the Bus** - Approaching your stop? Press one of the **red stop-request buttons** located on the walls, bars, or ceiling. Head toward the **rear exit door** in advance to ensure you have time to tap off your card. Onboard screens may display stop names, but if unavailable or unclear, rely on **auditory cues or visual landmarks**.



**Seats for the Pregnant, Disabled or Elderly** - There will be several seats at the front of the bus marked for pregnant, disabled or elderly passengers. Sometimes people will not sit in these seats even if the bus is full. If you do use one of these seats, be aware that it's expected (and common courtesy) that you'll give them up to anyone getting on the bus who fits the above categories.

BUSAN FARES	City			Express		
	Adult	Teenagers	Children	Adult	Teenagers	Children
Cash Fare	1,700	900	400	2,200	1,700	1,300
Transportation	1,550	800	350	2,100	1,350	Free

\* Late-night extra charge: 400 won for adult, 200 won for youth, 200 won for children

# How To Take A Intercity Bus to other Cities

- Address: 17, Taepyeong-ro 34beon-gil, Jinhae-gu, Changwon-si (it is located near a military facility)
- To get from CFAC to Chinhae Intercity Bus Terminal, you can take a local bus or taxi. The distance is short, so a taxi is the fastest option.



## By Taxi

1. Take a taxi from CFAC to Jinhae Intercity Bus Terminal.
2. The ride takes about 5–10 minutes depending on traffic.
3. Taxi fare is approximately ₩4,000–₩6,000.
4. To Taxi Driver:  
"Please take me to Jinhae Intercity Bus Terminal near Inui-dong."

"[인의동에 있는 진해 시외버스터미널로 태워주세요](#)"

## Major Routes from Jinhae Intercity Bus Terminal

Destination	Departure Times (Examples)	Fare (Adult)	Travel Time
Seoul Nambu Terminal (Seoul)	07:30/ 11:00/ 15:30/ 18:30	Premium: ₩35,700	Approx. 4 hrs 45 mins
Dong Daegu Terminal (Daegu)	06:20 / 08:25 / 10:30	Deluxe: ₩13,400	Approx. 2 hrs 5 mins
Busan Seobu (Sasang) Terminal	Every 30 minutes from 06:00 to 21:30	Regular: ₩6,100	Approx. 1 hr 25 mins
Geoje (Gohyun) Terminal	05:00/ 11:00/ 16:30	Regular: ₩9,300	Approx. 1 hr 10 mins
Gwangju U-Square Terminal	14:10 / 17:10	Deluxe: ₩26,100	Approx. 3 hrs

*Note: Departure times and fares may vary. Please check real-time schedules before traveling.*

## Ticket Purchase

1. On-site at the terminal– Recommended for Busan bus.
2. Online via- <https://www.bustago.or.kr/newweb/en/index.do>  
Or <https://intercitybuse.tmoney.co.kr/>

For more information email: [FFSCKorea@us.navy.mil](mailto:FFSCKorea@us.navy.mil)

\*The Department of the Navy does not officially endorse any private company or sponsor any of their products or services



# DRIVING IN KOREA

## USFK Driver's License

All Sailors and dependents who plan to operate a motor vehicle, including motorcycles, scooters, or personal transportation devices (PTDs), must have a USFK license to register their vehicle and drive in Korea. A USFK license will not be issued or valid without a valid stateside driver's license. You must carry both with you at all times. Only USFK license holders are authorized to drive registered vehicles in Korea.



**Age Requirements:** 18 years of age or older with a valid driver's license.

**Training:** Members are required to complete the [JKO U.S. Forces Korea Driver License](#) (approximately 2 hrs.)

[https://jkodirect.iten.mil/html/COI.xhtml?course\\_prefix=USFK&course\\_number=-US002](https://jkodirect.iten.mil/html/COI.xhtml?course_prefix=USFK&course_number=-US002).

It is only accessible on a CAC-enabled device. The course may be taken up to 60 days prior to arrival and takes approximately 2 hrs. It's highly recommended that all members who intend to drive complete this training prior to departing for Korea. Save & Print your Certificate!

**Test Certificate:** Members must complete the [JKO U.S. Forces Korea Driver Licensing Exam](#) (approximately 1 hr.)

[https://jkosupport.iten.mil/Atlas2/page/coi/externalCourseAccess.jsf?v=1705890233081&course\\_prefix=USFK&course\\_number=-US002-B](https://jkosupport.iten.mil/Atlas2/page/coi/externalCourseAccess.jsf?v=1705890233081&course_prefix=USFK&course_number=-US002-B). Save & Print your Certificate! Members are required to present it at their licensing appointment.

**Licensing for PTDs:** Members must complete the [JKO USFK Personal Transportation Device Training Course](#) (approximately 2.5 hrs). This extra training is only required for individuals 18 years of age or older who ride electric or motorized scooters and similar devices.

[https://jkodirect.iten.mil/Atlas2/page/coi/externalCourseAccess.jsf?v=1705890493843&course\\_prefix=USFK&course\\_number=-US002-C](https://jkodirect.iten.mil/Atlas2/page/coi/externalCourseAccess.jsf?v=1705890493843&course_prefix=USFK&course_number=-US002-C). Save & Print your Certificate!

Once you've completed the trainings, go to Transportation (BLDG 214) with the following documents to receive your POV/GOV license(s).

- Valid U.S. driver's license (renew before coming to Korea)
- Letter of approval from commander (E5 and below living on-base)
- Sponsor's military orders
- Proof of overseas insurance (e.g. USAA)

If you are buying a vehicle/PTD, it **MUST** be registered with Base Pass & Registration, otherwise it is considered illegal and is subject to be ticketed and/or towed.

---

### **USFK Driver's Permit**

Members with only a valid learner's permit can be issued a USFK Driver's permit, in accordance with USFK Reg 190-1, 2-1, i. Learner's Permit. Learner's permits may be issued to family members (command and non-command sponsored) who are age 16 or older and listed on the member's orders. The learner's permit will expire two years after the date of issue. The following provisions must also be followed:

1. Complete USFK JKO Drivers Course
2. Show proof of completion of a U.S. State-approved or Area Commander-approved Driver's Education course
  - Courses do not have to include "hands-on" behind the wheel driving instruction and can be classroom-only based.
3. Provide the sponsor's written approval and show proof of required liability insurance.
4. Individuals who only possess a learner's permit are only entitled to drive on a U.S. military installation during hours of daylight. They also must be always accompanied by a USFK Form 134EK holder. The official document for a learner's permit is a USFK Form 134EK marked "Learner's Permit" with the above listed restrictions on the form. A learner's permit will not authorize operation of a motorcycle/motor scooter. Any person issued a learner's permit who violates any of the above restrictions shall have their learner's permit seized and their driving privileges suspended pending an administrative review of their driving privileges by the Area Commander.

---

## **VEHICLE INSURANCE**

You must have insurance in order to register your vehicle and there are several options available. USAA can advise you on current insurance recommendations for Korea (Phone Number ONSE 008-800-531-87220/DACOM 002-800-531-87220 / KTA 001-800-531-87220) or you can use an English speaking agent for Korean insurance companies. Traffic violations, even minor ones, are handled by the criminal law system and can carry criminal penalties, especially if there has been injury or death. Korean law encourages private compensation of injured parties by the person at fault. An adequate insurance payment to the victim often meets the requirement of the law; therefore, criminal charges against the person responsible are usually reduced or dropped. Having sufficient insurance can keep you out of jail.

# DRIVING CULTURE & TIPS

Talk to anyone who has spent time here and they will undoubtedly tell you about their adventures on Korean roads and highways. One of the main reasons driving in Korea is not quite like driving in the U.S. or anywhere else for that matter is there are many new and inexperienced drivers. Though the rules have recently become stricter to obtain driver's license, for years people could drive without really having learned traffic laws or taking instructional courses.

**Always drive  
defensively and  
expect the  
unexpected!**

This means you will see vehicle maneuvers that are

completely unsafe. On top of that, not all pedestrians, Motorcyclists, and farm vehicle operators are used to cars and thus don't always behave safely, especially in the countryside or smaller towns. Korea unfortunately is a world leader in traffic deaths. Staying alert should be your top priority behind the wheel. Always comply with Korean laws, even if others around you don't, because failure to do so could count heavily against you in case of an accident. And of course, never drink and drive.

**As a pedestrian or driver, do not expect the right-of-way courtesies in Korean traffic. Korea has one of the highest incidences of pedestrian and vehicular accidents in the world.**

## WHAT YOU MUST KNOW

### PEDESTRIANS

- People of all ages tend to dart out into traffic without looking and children are taught to raise their forearm to signal drivers to stop.
- Watch out for people walking along back roads, which can be very narrow, curvy and often do not have any shoulder room or sidewalks.
- Bikes, mopeds, and scooter often pop up onto, drive down, and park on the sidewalks.

### JUST BE AWARE THAT...

- Cars may STOP in the most unlikely places: in the middle of the street, on a curve, on the highway, etc. Always be prepared to stop suddenly and also be cautious of cars popping out of driveways and ignoring your right-of-way.
- Vehicle bearing loads (including people) and vehicles descending a hill have the right-of-way.
- The bigger vehicle always has the "right-of-weight." Never try to outrun a bus or truck!
- Red lights, turn lanes, and the like tend to be viewed as suggestions rather than rules. Taxis, truck and bus drivers are often the worst offenders.
- When slowing down or coming to a sudden stop for a traffic jam, Koreans will turn on their hazard lights. Be prepared to slow down or stop and put on your flashers, too.
- Korean drivers will often use their flashers to say "thank you" for letting them cut in or turn in front.
- Koreans often turn off their headlights at an intersection after dark.
- In Busan, certain areas have BUS ONLY lanes. Do not drive in them. There are special lanes/lights for turning left across the bus lane.
- You can turn right on red, but turn left only on the left arrow signal.
- Always stop at red lights by crosswalks, which are often near schools.
- Drivers and passengers must wear seatbelts.



**BUYING A CAR IN KOREA** - You may be wondering whether to ship your POV from the United States to Korea. If so, it might help to know that inexpensive local cars are available. Sailors are PCSing throughout the year, particularly in the late spring, and are selling their cars. Most of the cars that come on the market are older Korean models such as Hyundai Excel or Sonata. Prices vary depending on vintage and condition, but it is not hard to find a car in the \$500 to \$2,000 price range and you shouldn't have any problem selling it again at the end of your tour. There are several buy/sell expat groups on Facebook.

**Stay calm, be safe, & plan extra travel time especially on weekends or holidays.**

# REGISTER A POV ON CFAC (CHINHAE)

## POV's Installation Access Procedure; New (Purchased on Korea Economy)

### Applicant/ Dealer

ID card and Orders, A Proof of Insurance, SOFA POV Driver License

### Dealer

Request Temporary License Plate, Temporary Operating Authority valid for 10 days

City Hall/  
District  
Office

Certificate of manufacture. Imported Documents. SOFA POV Driver License. Proof of Insurance. ID CARD and Orders. Letter of Employment. Exception to Policy (E6 and Below)-Command Sponsorship Letter). 11,800Won (License Plate). Mileage of Vehicle

### Pass & ID/VRO

Permanent license plates  
Registration certificate (ROK/USFK)  
USFK vehicle sticker

Registration in DBIDS (USFK)

Permanent License Plates,  
Registration Certificate (ROK)

City Hall/  
District  
Office

### Pass & ID/VRO

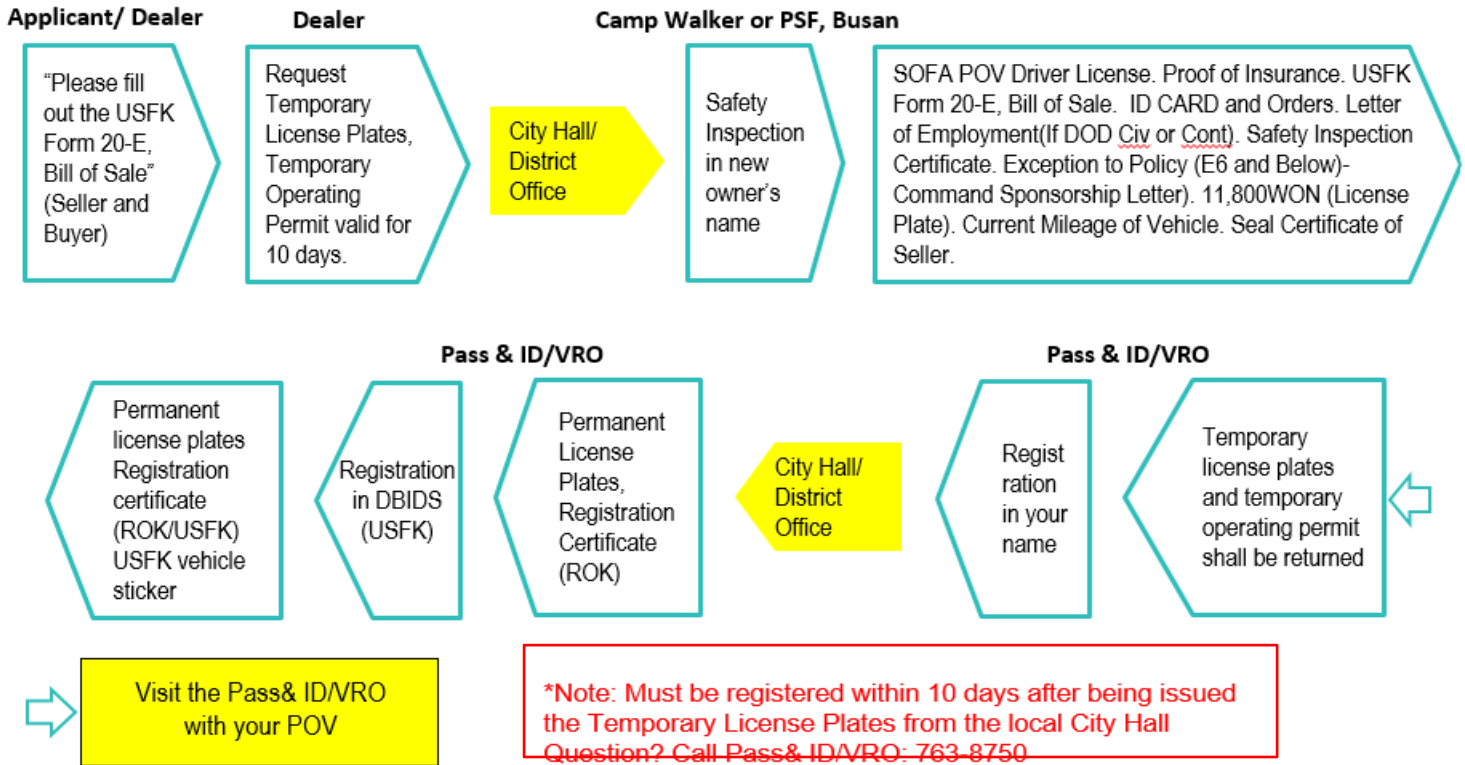
Registration in your name

Must be returned temporary license plates and temporary operating authority

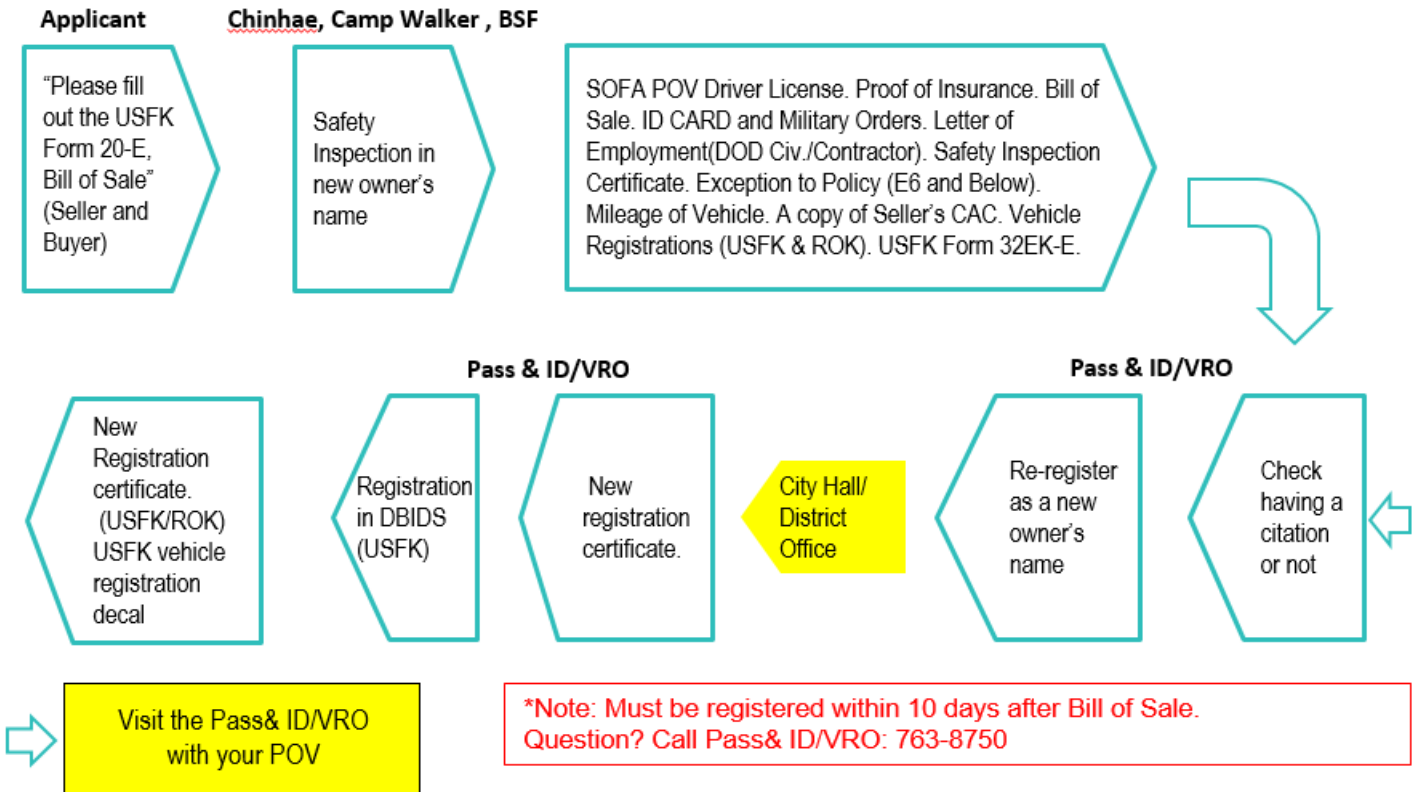
Visit the Pass& ID/VRO with your POV

**\*Note: Must be registered within 10 days after being issued the Temporary License Plates from the local City Hall  
Question? Call Pass& ID/VRO: 763-8750**

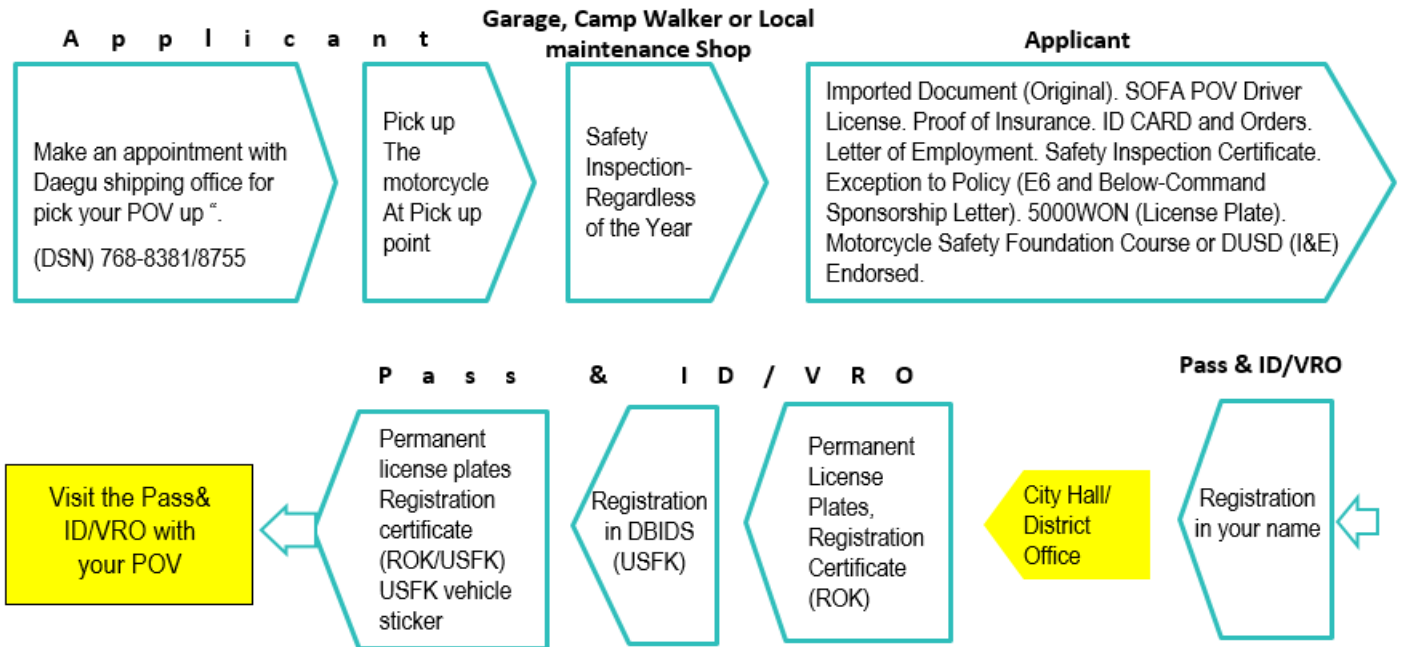
## POV's Installation Access Procedure; New (Purchased from Korean National)



## POV's Installation Access Procedure; New (Purchased from SOFA members)

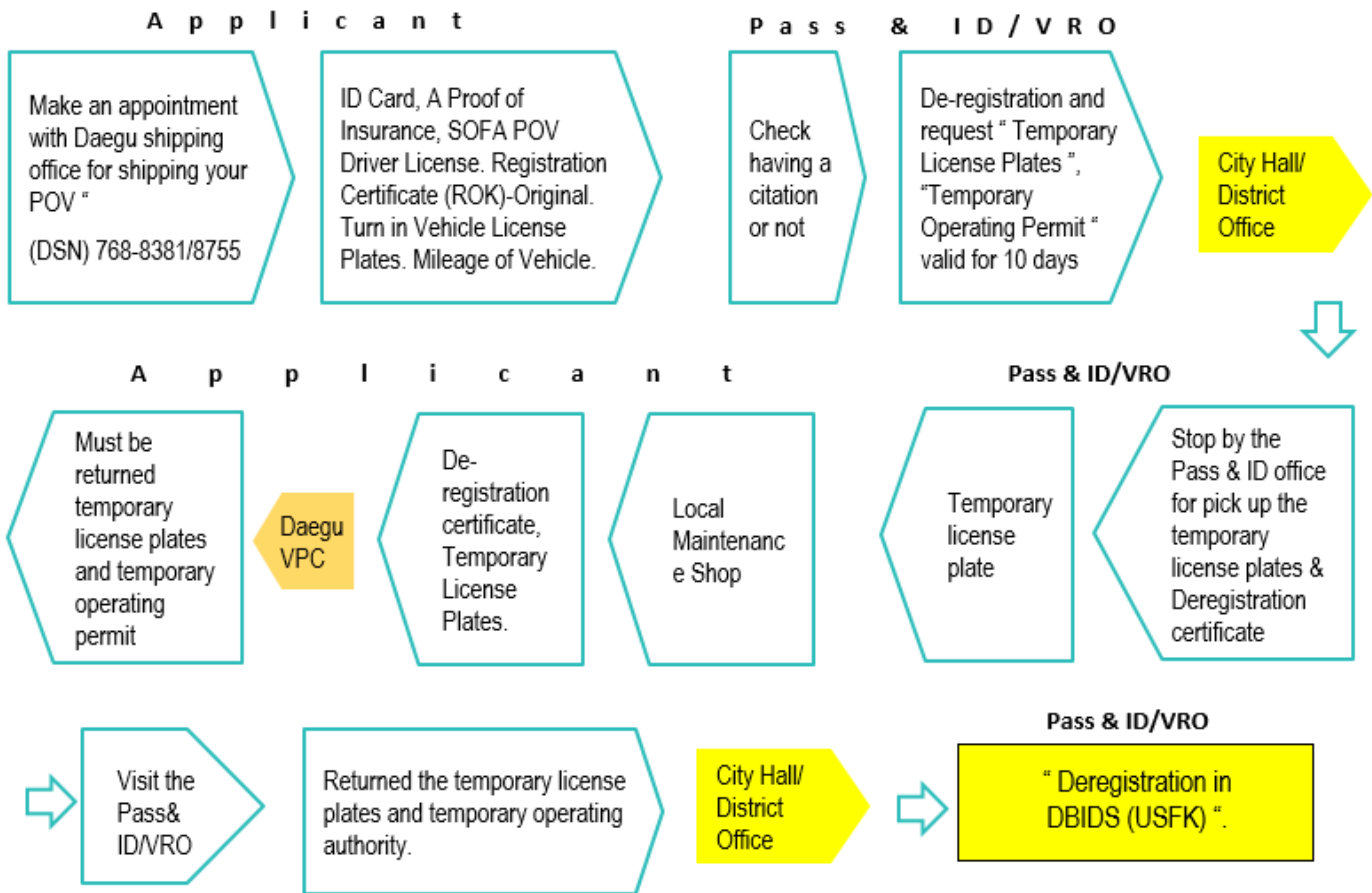


## Motorcycle's Installation Access Procedure; Imported (shipped)



\*Note: Must be registered within 10 days after received from the port /POV pick up point  
Question? Call Pass& ID/VRO: 763-8750

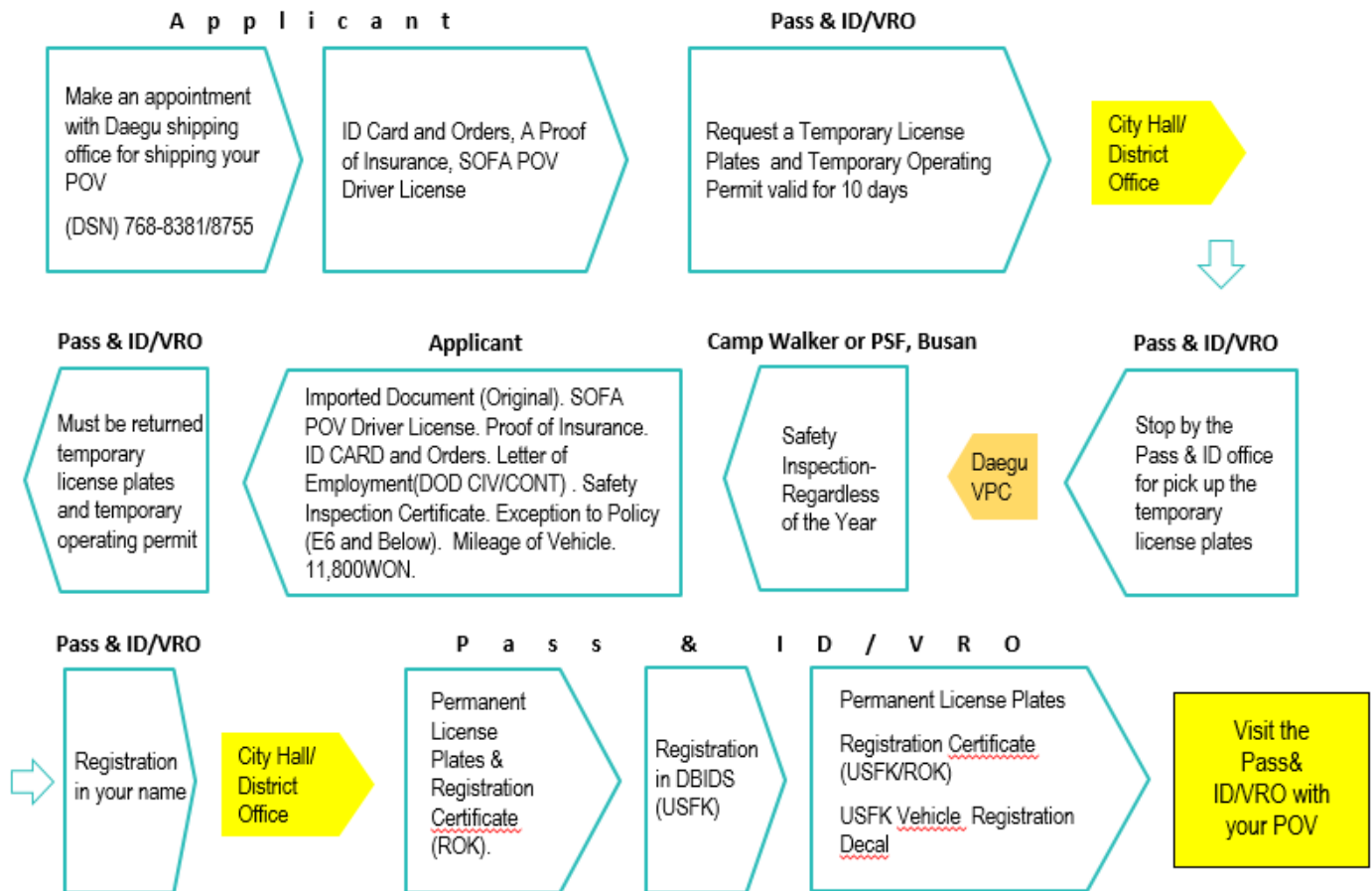
## POV's Installation Access Procedure; Export (Shipping to US)



\*Note: Failure to return your two stuff (Temporary license plates) may result in a fine of thirty thousand won (30,000won) for the first 10 days from the expiration date.

Question? Call Pass& ID/VRO: 763-8750

POV's Installation Access Procedure; Imported (shipped)



**\*Note: Must be registered within 10 days after received from the port /POV pick up point.**  
**Failure to return your two stuff (Temporary license plates) may result in a fine of thirty thousand won (30,000won) for the first 10 days from the expiration date.**  
**Question? Call Pass& ID/VRO: 763-8750**

# HOW TO PICK-UP A POV & REGISTER A POV IN BUSAN



A step by step guide on how to retrieve your POV from the Daegu area  
VPC CNFK HQ Quarterdeck: 315-763-8023 (from cell: 0503-363-8023)

**\*\* RETAIN A COPY OF ALL DOCUMENTS FOR YOUR OWN RECORDS THROUGHOUT THIS GUIDE \*\***

## Navigation Apps for cellphones



**Naver Map** – An English friendly navigation app that is easy to use. Recommend obtaining the VPC location, the BSC Pier 5 location and the CFAC Chinhae base from a co-worker.



**Kakao Maps** – Also an easy map to use. Recommend getting familiar with both applications to ensure a smooth arrival at any of the destination.



**Waze** – May not be the best application to use but you can easily search any base on this app. Great to use to find accurate address to use with Kakao Maps or Naver Map.



## Busan vehicle registration contact numbers

Busan Storage Center/Pier-5 (BSC) DBIDS & Vehicle Registration Office (VRO) – 763-7779

Camp Henry (located in Daegu) Vehicle Processing Center (VPC) – 768-8381

Other Base Vehicle Registration Numbers

CFAC (DRO/DBIDS) 763-8750

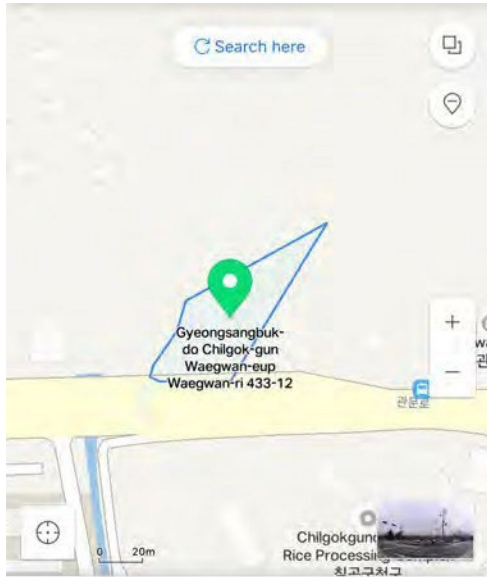
Camp Walker 768-6108

Camp Carrol 7651-8575

NOTE: All USFK and ROK forms mentioned in this document can be obtained from your local DBIDS & Vehicle Registration Office.

## NAVER

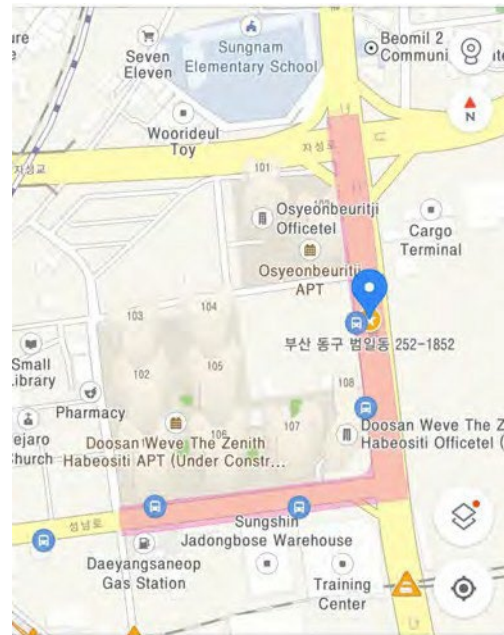
### Pier 5



Gyeongsangbuk-do Chilgok-gun Waeg...  
115km  
Gyeongsangbuk-do Chilgok-gun Waegwan-eup Wae...

## KAKAO MAPS

### Pier 5



부산 동구 범일동 252-1852



## Camp Henry



Daegu Nam-gu Bongdeok-dong 1594  
95km  
Daegu Nam-gu Bongdeok-dong 1594

## Camp Henry



대구 남구 봉덕동 1594



## A. Receiving and registering a vehicle that you shipped into the ROK:

### **Step 1. Gather the documents required for picking-up the vehicle from the VPC and subsequent registration**

- Proof of insurance in Sponsor's name (insured's name must match registered owner (Sponsor) unless Power of Attorney is used during registration).
- Valid USFK 134EK SOFA Driver's License (orange DL card). A valid stateside DL may be used if within thirty days of arrival to Korea for obtaining ROK registration.
- Import/customs shipping documents (vehicle shipping forms). Normally, this is an email from Camp Henry VPC confirming the vehicle is scheduled for pickup.
- Valid DOD ID.
- Military Orders (Active Duty); Letter of Employment (DOD Civilians)
- USFK Form 31EK-E (Application for Registration of USFK Privately Owned Vehicle). 31EK-E may be obtained from the local DBIDS & Vehicle Registration Office.
- Permit for Temporary Plates; this is a ROK Form that may also be obtained from the local DBIDS & Vehicle Registration Office. Located Pier 5.

### **Step 2. Prior to picking-up the vehicle from the Vehicle Processing Center (VPC):**

- Schedule an appointment to pick-up at Camp Henry via the VPC website.
- Take all documents to local DBIDS & Vehicle Registration Office to receive temporary license plates and registration (10,000 ₩ for temporary plates). Not a same day process. Once you take all necessary paperwork to the Pier 5 Vehicle Registration Office it will take a minimum of **one day** for them to retrieve the temporary plates from the Korean DMV.
- The local DBIDS & Vehicle Registration Office will issue you a USFK Form 192EK (Temporary Vehicle Pass) valid for **ten-days**. You will pay a fine after 10 days.
- Have your sponsor take you to Camp Henry to pick-up your vehicle.
- You must mount the wooden temporary plates and display the Temporary Vehicle pass in the front windshield until permanent registration is complete.

### **Step 3. ROK Vehicle Registration**

- After vehicle is picked-up, the owner must return to their local DBIDS & Vehicle Registration Office to obtain a vehicle safety inspection. The safety inspection is the emissions test that is completed in the big car-port next to the gas pump at the BSC Pier 5 location.
- **NOTE:** Personnel have ten (10) days after issue of temporary plates to obtain permanent registration in the ROK. If temporary plates are not returned, or the vehicle is not permanently registered within 10 days, a fine may be imposed ranging from ₩50,000 to ₩100,000 won.
- The permanent Korean Registration Form and steel License plates are issued at the local DBIDS & Vehicle Registration Office.
- After receiving permanent plates and Korean Vehicle Registration the local DBIDS & Vehicle Registration Office will register the vehicle into DBIDS, and issue you a USFK Registration Decal and USFK Form 207 (USFK Registration and Certificate of Title).
- Vehicle registration in DBIDS coincides with sponsor's DEROS.
- Vehicle registration in ROK is the Sponsor's responsibility.

## **B. Shipping-Out a vehicle from the Republic of Korea (ROK):**

### **Deregistering a vehicle for shipping it out of the ROK:**

#### **Step 1. Coordinate/schedule to have the vehicle shipped out of country**

- Coordinate/schedule to have the vehicle shipped out of country by contacting the Vehicle Processing Center (VPC) located at Camp Henry.
- Personnel who anticipate that they may have outstanding ROK traffic fines (tickets) can make an inquiry about their traffic status at the local DBIDS & Vehicle Registration Office and coordinate to have them cleared/paid.

#### **Step 2. Gather the documents required for deregistration and obtain ROK Temporary License plates and Registration Form.**

- Proof of insurance in Sponsor's name (insured's name must match registered owner (Sponsor) unless Power of Attorney is used during registration).
- Valid USFK 134EK SOFA Driver's License (orange DL card). A valid stateside DL may be used if within thirty days of arrival to Korea for obtaining ROK registration.
- POV export confirmation document issued from VPC
- Initial import/customs shipping documents.
- Valid DOD ID
- Military Orders
- USFK Form 207 (USFK DBIDS Vehicle Registration)
- The ROK Vehicle Registration Form
- Permit for temporary plates; this form may be obtained from local DBIDS & Vehicle Registration Office.
- **NOTE:** Both deregistration, and applying for temporary plates must be completed at the same time (Cost; 10,000 ₩)

#### **Step 3. Take all documents to the local DBIDS & Vehicle Registration Office to receive ROK temporary license plates and registration form**

- The local DBIDS & Vehicle Registration Office will process USFK Form 32EK-E (Application for Cancellation of USFK POV Registration) for deregistration of the vehicle. Maintain a copy of the completed 32EK-E as confirmation of deregistration.
- Submit Permit for Temporary Plates (ROK document) to obtain Temporary Plates.
- Receive temporary plates for the local DBIDS & Vehicle Registration Office and mount on vehicle front and back.

#### **Step 4. Take the vehicle to Camp Henry for processing/turn-in**

- Ensure the ROK Temporary Plates are removed before turning over the vehicle to VPC
- Obtain a receipt that the vehicle is processed for shipping out of country.

#### **Step 5. Return the ROK temporary plates to the local DBIDS & Vehicle Registration Office**

- The VRO clerk will cancel USFK Form 207 (USFK Registration) at the time of out-processing.

## C. Purchasing/selling existing vehicle within the ROK (Transferring Ownership)

**NOTE: If purchasing vehicle from a Korean National the below process shall be used, with the exception of the seller needing to provide USFK Forms 207 and 32EK-E.**

### **Pre-transaction (buy/sell) criteria:**

- Both the buyer and the seller must be present at the local DBIDS & Vehicle Registration Office to conduct registration transfer of subject vehicle.
- Buyer must be authorized to own, operate and register a POV in the ROK.
- All fines, fees and traffic tickets must be cleared prior to transaction (Seller's responsibility)

**Step 1. Gather the documents required for selling/buying an existing, previously SOFA registered vehicle.**

### **Seller:**

- Korean Motor Vehicle Registration Form.
- USFK Form 207 (USFK Registration and Certificate of Title)
- USFK Safety Inspection.
- USFK Form 20-E (Bill of Sale) valid for 10 days of transaction
- USFK form 32EK-E (Application for Cancellation of USFK Privately Owned Vehicle).

### **Buyer:**

- Proof of insurance in Sponsor's name (insured's name must match registered owner (Sponsor) unless Power of Attorney is used during registration).
- Valid USFK 134EK SOFA Driver's License (orange DL card). A valid stateside DL may be used if within thirty days of arrival to Korea for obtaining ROK registration.
- Valid DOD ID
- Military Orders
- USFK Form 31EK-E (Application for Registration of USFK Privately Owned Vehicle). 31EK-E may be obtained from the local DBIDS & Vehicle Registration Office.

**Step 2. Transfer the vehicle registration between two SOFA members (buy/sell):**

- Take all document to the local DBIDS & Vehicle Registration Office

**Step 3. USFK Safety Sticker Application (Registering vehicle for access to USFK installations:**

- After completing the sale transaction and the buyer receives new Korean Vehicle Registration: the buyer will receive registration in DBIDS and be issued USFK Vehicle Registration Decal and USFK Form 207 (Registration and Certificate of Title).
- Vehicle registration in DBIDS coincides with sponsor's DEROS.

## D. Purchasing a vehicle on Republic of Korean (ROK) Economy

### **Step 1. Gather the documents required for registration and obtain ROK Temporary License plates and Registration Form from local DBIDS and Vehicle Registration Office.**

- Proof of insurance in Sponsor's name (insured's name must match registered owner (Sponsor) unless Power of Attorney is used during registration).
- Valid USFK 134EK SOFA Driver's License (orange DL card). A valid stateside DL may be used if within thirty days of arrival to Korea for obtaining ROK registration.
- Valid DOD ID.
- Military Orders (Active Duty); Letter of Employment (DOD Civilians)
- USFK Form 31EK-E (Application for Registration of USFK Privately Owned Vehicle). 31EK-E may be obtained from the local DBIDS & Vehicle Registration Office.
- Certificate of Manufacture (Registrant name and SSN have to be annotated)
- 12000 ₩ Fee for Temporary Plates

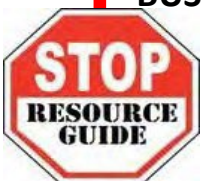
### **Step 2. Pick-up Vehicle, mount and display temporary ROK plates and registration form.**

### **Step 3. ROK/USFK Vehicle Registration**

- After vehicle is picked-up, the owner must return to their local DBIDS & Vehicle Registration Office to obtain a vehicle safety inspection.
- **NOTE:** Personnel have 10 days after issue of temporary plates to obtain permanent registration in the ROK. If temporary plates are not returned, or the vehicle is not permanently registered within 10 days, a fine may be imposed ranging from 50,000 ₩ to 100,000 ₩.
- The permanent Korean Registration Form and steel License plates are issued at the local DBIDS & Vehicle Registration Office.
- After receiving permanent plates and Korean Vehicle Registration the local DBIDS & Vehicle Registration Office will register the vehicle into DBIDS, and issue you a USFK Registration Decal and USFK Form 207 (USFK Registration and Certificate of Title).
- Vehicle registration in DBIDS coincides with sponsor's DEROS.
- Vehicle registration in ROK is the Sponsor's responsibility.

### **DOD CIVILIANS - IF YOU ARE SHIPPING YOUR PERSONAL VEHICLE TO/FROM BUSAN, CONTACT BUSAN STORAGE CENTER FOR A DIFFERENT CHECKLIST!**

- Double check with them BEFORE your vehicle arrives to ensure you follow the correct steps to get your vehicle registered and inspected properly
- Contact BSC 3-4 WEEKS BEFORE leaving Korea as there are other documents you need from the exporter/shipper before your vehicle can be de-registered in Korea and move forward with the temporary plates.



# ACCIDENTS

## IN CASE OF ACCIDENT

- Show your SOFA or ID card
- Call the Security office closest to you immediately and wait there until they arrive (may take a while depending on location).
- DO NOT leave the scene of the accident!
- If a Korean national is involved he or she may call the KNP (Korean National Police).
- **Do not sign anything** or agree to any immediate cash settlements.
- Take photos of the accident scene if possible. Write down what happened with details.
- White chalk/paint to mark your tires before moving your vehicle.

## SECURITY DESK/QUARTER DECK TELEPHONE NUMBERS (FROM COMMERCIAL PHONE)

Location	Phone Number
Chinhae	0503-363-5345, 5296
Busan	Call Chinhae
Seoul	0503-322-5442
Pyeongtaek	0503-357-1075
Songtan	0505-784-1110
Suwon	0505-784-1110
Daegu	0503-363-4717
Osan	0505-784-1110

Write any other important phone numbers here:

# ACCIDENT REPORTING

In ENGLISH / HANGEUL

SHOW THIS MESSAGE TO THE KOREAN DRIVER RIGHT AFTER AN ACCIDENT

## 차량사고 보고절차

- Both of our vehicles have been involved in an accident.  
우리는 두 차량의 사고에 관련되었습니다.
- I must report this incident to Security immediately.  
본인은 즉시 이 사고를 미국 헌병대에 보고하겠습니다.
- Please contact the nearest Korean National Police.  
당신도 이 사고를 가장 가까운 한국경찰 당국에 연락하십시오.
- We must both wait here until both police authorities arrive.  
한국경찰과 미국헌병이 올 때까지 사고 현장에서 기다려야 합니다.
- We should follow the police officer's instructions and wait for them to determine the cause of the accident (dependent on minor/major accident)  
우리는 경찰의 지시에 따라야 하고, 사고원인이 판명될 때까지 기다려야 합니다.
- If you have any questions, please call Security at CFAC 055-540-5296, or Military Police (Yongsan 02-7914-8177, Osan 031-661-4350, Pyongtaek 031-690-6600, Daegu 053-470-4141).  
만약 어떤 의문이 있으시면 미국헌병대로 전화하십시오.  
전화번호: 0503-363-5345 진해 미해군 헌병대  
0503-322-5442 용산미군헌병대  
0505-784-1110 오산미군헌병대  
0503-357-1075 평택미군헌병대  
0503-363-4717 대구미군헌병대
- Thank you very much for your help and cooperation.  
당신의 협조에 감사드립니다.

**TIP: Tear out this page and keep handy in your car.**

# STAYING HEALTHY IN KOREA

## MEDICAL SCREENING

Medical screening for overseas duty is required for both family and active duty personnel prior to transfer. Certain conditions requiring continuing specialist care may be determined to be incompatible with this isolated location. Decisions on overseas suitability are referred to Naval Hospital Yokosuka's OSS committee. Their guidelines can be found at:

<https://yokosuka.tricare.mil/Patient-Resources/Patient-Administration/Overseas-Screening>.

Exceptions are rarely approved and EFMP Category 3 and higher will likely be disqualified from assignment in Busan or Chinhae.

## CHINHAE MEDICAL CARE

NMRTD Chinhae is a satellite clinic of USNMRTC Yokosuka, Japan and provides outpatient medical care (adult, pediatric and women's health services) to active duty service members, their dependents, retirees, civilian contractors and Americans working abroad in Korea. In-patient care is provided at one of four accredited local Korean hospitals. Referrals for specialty care are done at the 121st Army hospital in Seoul and at Gyeongsang National University Hospital in Changwon and Samsung Medical Center in Masan. Some laboratory services are available, others will need to be done at or delivered to Camp Walker Army Clinic in Daegu.

### Health Benefits Questions??

Please contact your local TRICARE Representative (737-1433) for information on TRICARE Pacific and Dental Plans

### Emergency Care

BUSAN—St Mary's Hospital in Busan (5 mins away from ROK base).

CHINHAE—Gyeongsang National University Hospital in Changwon (15 minutes away from Chinhae base) and Samsung Medical Center in Masan (25 mins away from Chinhae base).

## Busan Medical Care Options

**Military Facilities:** Chinhae is the closest Military Medical facility to Busan. Camp Walker in Daegu also provides more services. Most care however, can and should be conducted in Busan as treatment on base may not even be an option under many circumstances.

**Insurance Options:** Most families of Active Duty Service Members in Busan utilize TRICARE Prime Remote (TPR) for their medical needs. TPR is managed by International SOS (ISOS) and through network authorized medical locations, families pay little to nothing out of pocket for treatment. Active Duty Members may only use TPR while additional options exist for civilian employees, DoD family members, retirees, and reservists. Visit: [www.tricare-overseas.com](http://www.tricare-overseas.com) to learn more about the best options for your family and enroll today.

## Dental Care

General Dental services are available at the on base dental clinic for Active Duty and their dependents stationed in Chinhae. Active Duty and dependents stationed outside of Chinhae can utilize the TRICARE Dental Plan which offers access to affiliated dental offices throughout Korea. Specialty dental services for Active Duty will be referred to Camp Humphreys, an Army base in Pyeongtek. For dependents, specialty care such as pediatric dentistry is available through the TRICARE Dental Plan with affiliated offices in Busan and Daegu.

## EYE CARE

Please come with two pair of eyeglasses or adequate contact lenses, gas mask inserts (command requirement) and a written prescription for your eyeglasses in case you need to replace them while in Korea. Thankfully, this can be done at low cost on the economy.

Please call 011-82-55-540-5415 or DSN 315-540-5415 with any questions. The Army has an optometry clinic at Camp Walker (764-4422) where you can make appointments for routine optometry care, including diabetic eye screenings. Every year in the spring they provide 2 days of on-site full-scope optometry with same or next day fabrication of glasses and inserts at NMRTD Chinhae.

### IMMUNIZATIONS:

Your doctor may recommend additional vaccinations before you arrive to Korea. Check with your PCM at least six weeks prior to your move. Additionally, visit the CDCs website below for the most up to date information on medical recommendations before you arrive.

### ANNUAL EXAMS:

TPR members have access to annual physicals, eye appointments, hearing tests etc. in Busan. Do not miss out on routine care simply because you are living overseas. Most of these appointments are networked at one of the major hospitals and require prior authorization.

### PRESCRIPTIONS

Chronic medications are refilled twice per month with the assistance of Camp Walker Pharmacy. It is also a good idea to talk to your doctor and get a stocked supply of certain prescriptions if possible. ISOS *does* offer an overseas prescription refill service as well but restrictions to what can be sent in the mail do apply so you should call for more information long before you run out.

## OBSTETRICS

All routine prenatal care for service members stationed in Busan can be either at Chinhae with the Family Medicine / OB doctor or with local Host Nation Provider (Gyeongsang National University Hospital, Samsung Medical Center, Medipark in Daegu, St Mary's Hospital Busan or Busan National University Hospital). Additionally, patients may receive obstetric care at Brian D. Allgood Community Hospital in Seoul.



Routine pregnancies may deliver at the 121st Army Hospital in Seoul, or a local Korean Hospital. Those who choose to deliver at the Army hospital in Seoul will be transferred to Seoul at 38 weeks gestation.

Member's command will provide funded TAD orders for the expectant mothers stay at the Dragon Hill Lodge at the leisure rate in Seoul. Patients need to get a memo from Ob/Gyn at 121st for the discounted "Stork's Nest" rate.

Complicated pregnancies may require referral / TAD earlier than 38 wks. Single members who become pregnant will generally be transferred from Korea before 20 weeks gestation. This is USFK policy which has precedence of OPNAVINSTR.

## MENTAL HEALTH

*Mental Health needs are one of the most difficult medical needs to meet in Korea. The general guideline is that mental health needs requiring more than once monthly specialty care exceeds the capabilities available on the peninsula and the AD or family member should be considered for early return to CONUS. Acute suicidal ideation or other MH emergencies will be MEDEVACed due to lack of local resources— either to Naval Hospital Okinawa or Seoul 121<sup>st</sup> ACH which has full scope care including inpatient psychiatric, but both can only accommodate once monthly or bimonthly visits or to provide stabilization prior to MEDEVAC.*

## BLOOD TYPE

People with Rh negative blood types should clearly display the information in their medical records as such is extremely rare in Korea and a must know in emergency circumstances.

# PREVALENT DISEASES & SPECIAL CONCERNS

**COLDS AND ALLERGIES** Air pollution is a problem in Korea, especially around Seoul. People who suffer from allergies, asthma, and other respiratory problems often have difficulty here. Because the air is also very dry in the winter, it helps to have humidifiers and air filters. During the spring there are frequent episodes of “yellow dust” (Gobi Desert sand), which can cause discomfort even to those without prior allergies. Newcomers often get more colds during their first year since they are exposed to many viruses new to their immune system.

**TUBERCULOSIS** This is a serious health threat in Korea, especially in areas that are very crowded and poorly ventilated. Avoid places that meet these conditions, such as the congested underground markets in Seoul. A TB skin test is required 60 days before PCSing from Korea. Those who test positive for exposure to TB do not necessarily get the disease, but still must get treatment.

**KOREAN HEMORRHAGIC FEVER (KHF)** An airborne disease transmitted by rodent saliva /droppings, KHF causes flulike symptoms and, if left untreated, serious organ damage or even death. Since straw is a favorite nesting area for rats and mice, avoid creating airborne dust by not playing, walking, or camping in rice paddies. Be careful around dumpsters and other places that could attract vermin. If rats are discovered in your apartment, report this to the Health Clinic immediately. KHF is curable with medications if treated early.

**MALARIA** Although uncommon, malaria is a concern along parts of the DMZ up in Area I. Mosquitoes are constantly being tested to make sure this disease does not spread to other parts of Korea. Still, avoid standing pools of water and night time exposure to mosquitoes by using insect repellent.

## SPECIAL CONCERNS

**FOOD:** Fruit and vegetables should be peeled or washed thoroughly to remove remnants of fertilizer and other contaminants. As in any country, eating raw meat or fish, whether from the market or in a restaurant, could contain salmonella bacteria. Restaurants are generally quite clean, but not all follow the same level of health and sanitation standards as the U.S. and certainly street food stalls may not be the cleanest. Recommend making sure that street foods have been well cooked to minimize germs. Remember that although most Korean food is very healthy, some dishes may be too salty for those who are watching their sodium intake.

**WATER:** The tap water off base is fine for cooking, brushing teeth, and washing dishes, but because it has been found to contain small amounts of arsenic and other pollutants, it is not recommended for drinking.

**WILDLIFE:** Korea has no scorpions or poisonous insects, but there are several spiders and centipedes with a painful bite. There are also wasps/hornets plus many sizes of mosquitos. Use insect repellent when enjoying outdoor activities. The mamushi pit viper is the only venomous snake known in Korea, but it is very reclusive. Bites are extremely rare and usually caused by unwise handling. Due to the risk of KHF (see above), avoid rats and mice and their nesting areas.

## I'M SICK! NOW WHAT?

If you are using TPR, think of ISOS as your PCM. In the case of an EMERGENCY, head immediately to the hospital (see the map on Page 4). Otherwise, acquire authorization prior to seeking treatment whenever possible to avoid out of pocket expenses.

**Call:** +1-877-678-1208 (available 24/7).

Patients will speak to medical professional to determine which treatment is needed.

**Authorization:** ISOS will issue an authorization letter. In most cases they will send a copy to your email of choice and the hospital or medical facility so it is waiting for you when you arrive.

**Schedule:** You can schedule the appointment your- self or ISOS can do it for you. In some facilities, with enough notice this can also ensure a translator is available upon your arrival

**Focus on Your Family:** Follow your doctor's discharge instructions, and ISOS will follow up with you via telephone and email to authorize additional treatment under your claim if needed, or close your case when treatment is complete.

**Important Tips:** Maintain medical documents for inclusion into electronic records. To avoid paying out of pocket, contact ISOS within three days of routine or urgent care so a retroactive referral can be submitted.

## KOREAN HOSPITALS AND INTERNATIONAL CLINICS

Usually, every Korean hospital has an international clinic with English speaking staff that will assist you. It is important to know up front that active-duty personnel must have a referral while visiting Korean hospitals in accordance with Army Regulation 40-71. TRICARE Prime beneficiaries must have a referral before going to a Korean network hospital, unless it is an emergency. When using one of our Korean network hospitals, you can expect a modern design and atmosphere, and the same up to date technology as you would expect in the United States. Most of the signs are in Hangul, but many are also marked with English translation to make it easier for their international visitors to navigate through their hospital. Many of the staff speak some English and understand English as long as you speak slowly and clearly. The staff will make every effort to understand your needs and concerns while attending to your care. Your comfort and well-being are their priority, and they want your stay at their hospital to be as comfortable as possible. We ask that you be patient and cooperative with the hospital staff as they work to make sure you are taken care of in a timely manner and receive the best of care. Many of the hospitals have interpreters during normal business hours. If you need assistance, the international clinic will be glad to help and ensure that your communication is clear, minimizing unneeded stress. Bringing a trusted friend or colleague with Korean language capability is an option. We are here to help and ensure that you receive the best of care in a patient-friendly environment. Please let us know if you are having difficulties or concerns so that we can help.

TRICARE office DSN phone numbers are

Area I: (315) 730-4695

Area II: (315) 737-1433

Area III: (315) 737-2780

Area IV: (315) 737-2779

To dial a DSN number from your cell phone, dial 05033 and the last six number of the DSN phone number. For example, to dial DSN 737-1433, dial 05033 37 1433.

Brian D. Allgood Community Hospital maintains an exhaustive and comprehensive handbook on hospitals in country. The handbook can be found by Google searching “korean hospital navigation handbook” or scanning the QR code:



## EMERGENCY CARE AFTER HOURS

If you seek emergency care at a Korean hospital after hours, the international clinics will be closed. The emergency room staff may not always know how to deal with TRICARE process. Some of the hospitals have a 24/7 English speaking service phone number; you will find these numbers listed in the handbook, on each hospital information page. Usually emergency rooms reach out to an English speaking person as well. In case of an emergency you can always call International SOS who can assist you. Their Korea number is 080-429-0880. If you are a TRICARE Prime beneficiary, Korean hospitals that are within the network will file claims for you. If you are a TRICARE Standard beneficiary, be prepared to pay for your care up front and then to be reimbursed. See page 50 for the claim process. Every beneficiary must ensure that you get an itemized bill/receipt in English from your doctor for claim purposes. If you pay for medication, you will need both the doctor’s prescription and a pharmacy receipt for claim processing.

---

## OUTPATIENT HEALTH CARE

If you are receiving outpatient care and have an appointment scheduled, sometimes unexpected delays may occur (for example, a more emergent case), but usually you are seen promptly. Most Korean hospitals that are part of our network serve a very large community and work hard to make sure each patient is seen and receives the best healthcare possible. They take each individual's best interests in mind and focus on fulfilling your expectations. It's a good idea to bring something to read or something to do to pass the time in case you experience a short delay. Also, the visit with your doctor is usually very short. Korean doctors spend very little time with their patients. It is very in-and-out and onto the next patient. Most Korean hospitals in the network file claims for TRICARE Prime beneficiaries. Check hospital information pages for those hospitals that file claims for TRICARE Standard beneficiaries.

## INPATIENT HEALTH CARE

If you are admitted to a Korean hospital, you can expect to share a room with another patient or in the more recently built hospitals, a private room may be available. TRICARE does not cover private rooms unless a semi-private room is unavailable at admission time. If you are in a private room and a semi-private room becomes available, you will have to move, since TRICARE will not authorize payment for the private room.

The hospital staff will help move your belongings into your room and make you feel at home. During your admission, a Nurse Consultant from your local Military Treatment Facility (MTF) can visit you as needed and you can also contact him or her if you have any questions or concerns. We highly recommend you to talk with the Nurse Consultant in your area to learn what you are expected to bring with you and what to expect at the hospital for admission. Contact your local TRICARE office at the MTF to find out how to contact the Nurse Consultant in your area.

We want to ensure that there is continuity of care and a seamless delivery of healthcare between our Military Treatment Facilities and Korean hospitals that are part of our network. Please remember that U.S. Military and civilian providers' place of duty is at MTFs; therefore, you will not see U.S. medical staff during your stay at Korean hospitals.

## CULTURAL AWARENESS

We recognize that cultural differences do exist (language, food, and medication management, etc.). While you remain an in-patient, the Korean families traditionally help hospital staff with the care of their patients. Because families take care of ill patients, you may notice less nursing care than if you were in a U.S. hospital. The food will be different, even the western menu, if offered, will not be what you expect. Medical staff does not always wear gloves during every procedure like they do in the U.S. Childbirth and delivery is very different. For example, most hospitals will not allow the father to be in the room during delivery, and none allow the father in the room during a C-section. If you are not accompanied by a family member, most hospitals recognize the need for additional assistance and may try to accommodate your needs. This will help alleviate stress and confusion and gives you the opportunity to prepare for a more pleasant stay at one of our Korean network hospitals. You may experience a longer stay at a Korean network hospital than a western hospital as their approach to medicine and the healing process is different.

Although many hospitals have relaxed visiting hours, 8 p.m. is considered the traditional time to conclude visits so that patients can get needed rest. If you happen to share a room with another patient, it is best to refrain from playing loud music (use earphones) and if you are speaking on your cell phone and are capable of walking, we recommend using the common area. Avoiding the usage of strong aftershave, lotion, cologne, or perfume is also recommended as some patients may have sensitivities to strong smells.

We thank you in advance for your cooperation in making each medical stay as comfortable as possible. Korean medical practice is different than Western medicine. In Western medicine the patient is involved in the decision of their care and is always questioned after care received to better understand their health state. However, in Korean medicine the patient is often not involved in the decision and care provided. Medical decisions are made by the doctor, who then gives guidance and direction to the staff (nurses and administrators). It may seem at times that the staff may not be listening to you or ignoring your needs, but please know that this is not the case. They do understand your needs but require the doctor to provide direction/approval before they can act upon your requests. Nurses do not act as independent professionals as American nurses do. If you are an in-patient and you need something to help you sleep or if you are having pain, do not hesitate to advise the nurse as early as possible so that they may get the required order from your doctor.

Unlike American doctors, Korean doctors are more paternalistic and tend to engage their patients less in the management of their cases. Often, the discussions with patients and family are limited with the Korean doctor and may seem to be directive or uncommunicative due to limited English-speaking ability or the reluctance to use their English. Again, be patient and try to develop a positive working relationship with your Korean doctor.

Increasingly, many physicians in Korea have been trained abroad or understand the special needs of their American patients. Keep in mind that the goal is the same for all healthcare professionals and that is to deliver the best quality of care and return you to an optimal state of health.

**Cultural Differences between America vs. Korean Hospitals/Patients**

AMERICAN	KOREAN
High medical fee	Relatively lower medical fee
Short admission period	Relatively longer admission period
Bigger hospital rooms	Relatively smaller hospital rooms
Lower patient to nurse ratio (max 1:6)	Higher patient to nurse ratio (normally 1:12)
Wide use of disposables	Less use of disposables
Long doctor consulting time	Relatively short consulting time
Regular use of gloves	Relatively less generalized use of gloves
Harder to reach the specialists	Easy access to specialists
Shopping around for hospitals is not normal	Shopping around for hospitals is normal
Relatively lower tolerance to pain	Relatively higher tolerance to pain
Sensitive to body contact	Not sensitive to body contact
Positive for eye contact	Eye contact may be impolite
Individualism more accepted (privacy)	Groupism, family-oriented
Intramuscular injection given on arms	Intramuscular injection given on buttocks
Full nursing care	Families involved in patient care

Brian Allgood Army Community Hospital staff continuously works with the Korean network hospitals to make sure they follow appropriate standards of care for infection control and pain management.

**IN-PATIENT CARE PROVIDED BY FAMILY MEMBERS**

1. Psychological support of the patient during the hospital stay
2. Helping patient with feeding/eating
3. Helping patient to use the toilet or toilet tray if patient is not ambulatory
4. Helping patient with prevention of falling accidents
5. Discussing patients' condition with doctors
6. Providing supplies for patient

---

## CLAIM PROCESS

---

- Fill out DD Form 2642 — download at: <http://www.dtic.mil/whs/directives/forms/eforms/dd2642.pdf>
- Attach itemized medical receipts.
- If payment exceeds \$1,000, attach Proof of Payment (e.g., credit card statement).
- For pharmacy claims, attach the doctor's prescription together with the receipt from the pharmacy.
- If more than one patient, file claims separately.
- If more than one claim, separate outpatient claim, inpatient claim, and pharmacy claim.
- Check claim status with TRICARE Overseas Program by calling 080-429-0880 (option 2).

### Claim Mailing Addresses

Active Duty Service Members	All Others
TRICARE Active Duty Claims P.O. Box 7968 Madison, WI 53707-7968	TRICARE Overseas Program P.O. Box 7985 Madison, WI 53707-7985

---

## COST SHARE INFORMATION

---

For the most up to date information on copayments and cost-shares, visit <https://tricare.mil/costs/compare>. Read the website carefully to identify your beneficiary category and beneficiary group and navigate to the appropriate section. For Tricare ISOS customer service questions, please call the South Korea Toll Free line at 080-429-0880.

# KOREAN CURRENCY

**₩50,000** – This new 50K note features Shin, Sa-im-dang (1504-1551). This is the first time a woman has appeared on a Korean note and was a famous painter, author, poet and even more famous for mothering and raising the great philosopher Yul-gok also known as Yi I (pictured on 5,000-won note).



**₩10,000** shows a portrait of King Sejong. There was a surge of creative literary activities in the early Yi Dynasty, especially during the reign of the 4<sup>th</sup> ruler, King Sejong, in 15<sup>th</sup> century. Hangeul was invented by a team of scholars working under the direction of King Sejong Great in 1446.



**₩5,000** features (Scholar Yi, I): He worked with Scholar Yi, Hwang.



**₩1,000** highlights the Scholar Yi, Hwang. He instituted political and economic reforms, adopted neo-confuciation, as the official state ideology in the early Yi Dynasty. This Confucian emphasis in many social institutions still exerts a strong influence on contemporary Korean life.



## COINS

**₩1** shows a Hibiscus Syriacus which is the national flower of Korea.

**₩10** features the Dabo Pagoda built at the garden of Buljuk Temple in Kyungju, the Shilla capital in the 6<sup>th</sup> century.

**₩50** highlights the importance of rice as a staple food.

**₩100** shows Admiral Yi, Sunshin, a celebrated hero and one of the inventors of the world's finest iron-plated, turtle-shaped warship.

**₩500** has the Huck, which is a crane and the national bird and symbol of luck, noble and a long life since the Yi Dynasty.



**Sailor/Spouse's Suggestions:** A nice taxi driver warned us about when paying in Korea (especially in a dark taxi or restaurant) to be careful about accidentally using a ₩50,000 bill instead of a ₩5,000 because it is very easy to do and not everyone will be honest and tell you or give correct change.

# CREDIT CARDS

Most major credit cards with chips are widely accepted in Korea and even in taxis. Some smaller shops, restaurants and the open air/farmers markets are cash only. ATM/debit cards can be more challenging to use but more places are accepting them.

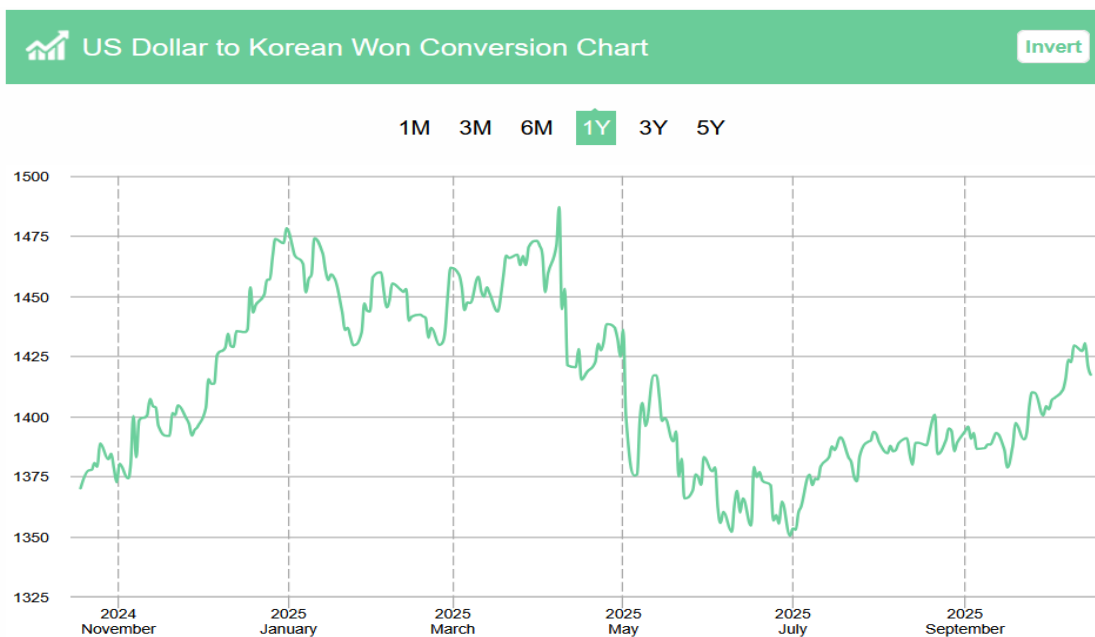


**Sailor/Spouse's Suggestions:** Sometimes a credit card I normally use will start getting denied for no reason. So I always carry a backup credit card, some cash, and my metro/bus/taxi card just in case!

# EXCHANGE RATES

The won exchange rate is always changing.

Visit <https://www.exchange-rates.org/converter/usd-krw> to check the latest currency exchange rates for the US Dollar, Korean Won.



# KOREAN BANK ACCOUNTS

Some reasons you may want to open a local bank account:

- You will need one to set up Internet service which bills your account directly;
- If you set up separate Korean phone service at home, you can bill directly to your account
- You can use your Korean bank ATM card at most locations throughout the country if you need emergency won.

1. Find a local bank, bring your passport with you and Korean Won to deposit into the account.
2. You may bring a Korean national to translate, but it probably won't be necessary.
3. When completing forms use your Korean apartment address
4. Should take about 15 minutes to complete forms.

# RELIGIOUS SERVICES

There are several options for churchgoers within your new community. The CFAC Chapel offers both Catholic and Protestant services on Sundays. While the list below is not comprehensive, it highlights some English-speaking religious services available in the Chinhae (Jinhae) and Busan areas. The CFAC Chapel also maintains an updated list of services across different faith traditions, which may be helpful. Additionally, many Korean-speaking congregations are very welcoming and open to newcomers. **Please note: Service times are subject to change.**

**CFAC Navy Chapel**  
DSN: 315-763-5462  
Catholic: 0900-1030  
Protestant 1100-1200

## Protestant

### Antioch International Ministry at Sooyoungro Church

Location: Busan  
Service Time: Sunday at 1100  
Phone Number: 051-714-6541  
Email: [aimbusan@gmail.com](mailto:aimbusan@gmail.com)

### Redeemer International Community Church

Location: Busan  
Service Time: Sunday at 1100  
Phone Number: 051-742-3332  
Email: [redemericc@gmail.com](mailto:redemericc@gmail.com)

### Hosanna International Ministry at Hosanna Church

Location: Busan  
Service Time: Sunday at 1400  
Phone Number: 051-209-0191  
Email: [moseskim@hotmail.com](mailto:moseskim@hotmail.com)

### Onnuri English Ministry at Onnuri Methodist Church

Location: Busan  
Service Time: Sunday at 0950  
Phone Number: 051-702-0101  
Email: [oembusan@gmail.com](mailto:oembusan@gmail.com)

## Catholic

### Sasang Catholic Church

Location: Busan  
Service Time: Sunday at 1600  
Phone Number: 051-313-0095

## Muslim

### Busan Al-Fatah Masjid (Mosque)

Location: Busan  
Service: Friday at 1300  
Phone Number: 051-313-0095

## Buddhist

### Beomesa Templestay

Location: Busan  
Reservation available at <https://templestay.com/en>

### Hongbeopsa Templestay

Location: Busan  
Reservation available at <https://templestay.com/en>

### Daegwangsa Templestay

Location: Jinhae  
Reservation available at <https://templestay.com/en>

## Church of Jesus Christ of Latter Day Saint

### Jinhae Ward

Location: Jinhae  
Service Time: Sunday at 10:00

### Gwangan Ward (Gwangan)

Location: Busan  
Service Time: Sunday at 10:00



# CLREC Navy Global Deployer Mobile Application

Updated 2022



An official U.S. Navy mobile application produced by MyNavy HR IT Solutions

## What is the CLREC Navy Global Deployer App?



The Center for Language, Regional Expertise, and Culture (CLREC) Navy Global Deployer app is a Ready Relevant Learning tool to help Sailors meet requirements for cultural awareness and language familiarization. It offers Sailors and their families detailed information on language, history, geography, people, ethnic groups, religious institutions, and social norms for 84 countries and territories.

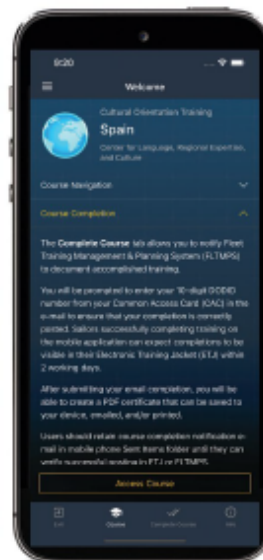
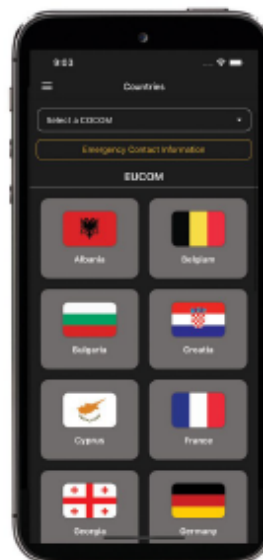

Whether you are an experienced traveler, a Sailor going abroad for the first time, or simply interested in learning about other cultures and places, the CLREC app has what you need!

### WHAT'S INCLUDED?

- ✓ Every Deployment a Global Engagement (EDGE) Courses - Cross-cultural learning to prepare for overseas assignments, deployments, and interactions with people from foreign countries
- ✓ Cultural Orientation Training (COT) Courses – Culture-specific video-based training
- ✓ Culture Card – Quick reference guide for each country's language and culture
- ✓ Professional Etiquette Guide – Executive summary of a country's culture
- ✓ Language Guides – Links to online foreign language familiarization
- ✓ Language Phrases – Frequently used phrases with audio
- ✓ Language Jumpstart Guides – Basic information on each specific language and its grammar

### NEW FOR 2022

- New training content for 16 countries/regions: Argentina, Bangladesh, Brunei, Costa Rica, Ecuador, Ethiopia, India (Southern Micro Region), Japan (Northern Micro Region), Marshall Islands, Morocco, Norway, Solomon Islands, Sri Lanka, Taiwan, Timor-Leste, United Kingdom
- Updated training content for 14 countries/regions
- All 30 new/updated Cultural Orientation Training (COT) courses and associated content (Culture Cards, Professional Etiquette Guides, and language resources) are available with Electronic Training Jacket (ETJ) completion credits



Learn more & download the app here: [applocker.navy.mil](https://applocker.navy.mil)

Google Play App Store: Click [HERE](#) to download app.

Apple iTunes App Store: Click [HERE](#) to download app.

Distribution Statement A:  
Approved for public release and unlimited distribution.



# Useful Apps for #LivingInKorea

\*\*Neither the Department of the Navy nor the Fleet & Family Support Center nor any other component of the Department of Defense has approved, endorsed, or authorized this product/service.

**TIP:** Have someone write your home address in Hangul in your phone so you can easily copy & paste into apps

## NAVIGATION & TRAVEL

- N** Naver: "Korea's Google" but it does so much more from providing (accurate) navigation, bus schedules, and restaurant reviews. **TIP: Make an account to save "pins".**
- KakaoMap:** Navigation guidance and traffic updates whether you are travelling on foot (plus hiking trails and distances), car, or public transportation. Naver and Kakao maps both include speed trap camera notifications.
- Waze:** Search locations by name or genre in English or Korean with estimated arrival times based on current traffic conditions, construction, and even reported accidents. **TIP: Only GPS that shows military bases.**
- Google Maps:** Not as great as in the US but if you know where you want to go, it is a great tool.
- T** Kakao T: Korea's version of Uber— use an address or enter a precise GPS pin drop using English features! Includes taxi calling, navigation service, and parking maps. **TIP: Need to make a Kakao Talk account first.**
- Kakao Metro:** Option of looking at the metro map, planning your trip, checking the price.
- B** Kakao Bus: Pull up a map, locate a bus stop, and view the schedule of every bus at that stop. It reports in real time the wait for upcoming arrivals and makes suggestions based on your current location to get to frequently travelled stops. **Tip: You can even set alarms for upcoming buses or to remind you when to disembark.**
- Korea Rail Map:** Covers all major subway systems in Korea, allows you to search stations by name, switch to street view, and jump to your present location.
- BusanTravel:** Developed for on-foot GPS navigation, this is an especially great app when playing tourist and be able to download offline maps for fast efficient routing when not on wifi.
- Visit Korea:** Official guide offers info on Korea's beautiful attractions, delicious foods, comfortable accommodations, exciting festivals, shopping, and more for an all-in-one resource.



**Kakao Talk:** Texting & Phone app. Make a username and then you don't have to remember your long Korean phone number!

## FOOD & SHOPPING

- F** Foursquare: Search nearby restaurant types or browse what is in your area. Pull up a map and its GPS feature will take you straight to the building for your next meal.
- Yo Gi Yo:** Order food from favorite local joints right to your own front door! From Lotteria, to Mom's Touch or Burger King, the app provides dozens of choices, expected delivery times, and convenient reordering.
- Shuttle:** Delivery service from local restaurants for a small fee.
- McDelivery:** English menu and ordering. Pay with cash or card upon delivery.
- HomePlus:** Selection of many items from the HomePlus stores delivered to your door.
- G Market:** Think Korean Amazon! Use the app on your phone or Google Chrome the website for automatic English translation to find everything you need!
- coupon** Coupang: Online shopping with more foreign and American items. Free shipping over 30,000w

## TRANSLATION & LANGUAGE LEARNING


- Papago:** The preferred translation app by most locals because it fares better with common idioms and phrases.
- 가A** Naver Dictionary: This Korean app has a great dictionary plus conversation and vocabulary learning tools
- Google Translate:** Translate text, handwriting, pics, and speech.
- Drops:** Word by word, Drops helps you learn new vocabulary through fun, fast-paced games with simple mnemonic images in just 5 minutes a day.
- Lingo Deer:** Designed by a team of professional language teachers, the interactive lessons and review exercises will train your reading, listening, speaking and writing skills in just 10 minutes a day.
- Duolingo:** Designed to help you learn languages easily and comfortably, so it doesn't feel like you're studying, but just playing a fun game.



**AirVisual:** Provides real time pollution numbers, health recommendations, and future forecasts in your surrounding area or city of choice.



# Educational Services



Yokosuka Naval Base, University of Maryland Global Campus  
DSN: 315-243-4613, (CIV) 046-816-4613  
Address: Fleet Recreation Center, Bldg. 3008, Room 331  
Email: [yokosuka-asia@umgc.edu](mailto:yokosuka-asia@umgc.edu)

Department of Veterans Affairs – GI Bill  
<https://benefits.va.gov/gibill/>

Camp Henry/Carroll Education Center  
DSN: Henry, 315-763-4923/Carroll, 315-763-5406  
Address: Camp Henry, Bldg. 1840, Camp Henry, South Korea  
Camp Carroll, Bldg. T-236, South Korea  
Website: <https://home.army.mil/daegu/about/Garrison/directoratehuman-resources/educational-programs-and-opportunities>

Spouse Education and Career Opportunities  
The Department of Defense Spouse Education and Career Opportunities program provides Education and Career Guidance to military spouses worldwide and offers comprehensive resources and tools for all stages of your career progression.  
<https://myseco.militaryonesource.mil/portal/>

MyCAA Scholarship Program  
The MyCAA Scholarship application process leverages your MySECO profile and connects you to a career coach to help you make smart educational decisions and prepare you for a career that works with your military family's mobile life.  
<https://mycaa.militaryonesource.mil/mycaa/get-started>

National Military Family Association (NMFA)  
Provides scholarship for military families.  
<https://www.militaryfamily.org/>

# Employment Assistance Services



## Chinhae FFSC

Provides career counseling to include: resume writing, interviewing skills, job searching, etc.

Email: [FFSCKorea@us.navy.mil](mailto:FFSCKorea@us.navy.mil)

## Military Spouse Corporate Career Network (MSCCN)

Through Military Spouse Jobs, Military Spouses and Dependents, connect with specialized job placement, retention, and career progression support services based on individual career readiness needs.

<https://militaryspousejobs.org/>

## Careeronestop

Employment, education, and relocation resources just for military spouses.

<https://www.careeronestop.org/MilitarySpouse/default.aspx?frd=true>

## U.S. Office of Personnel Management

Provides assistance with USAJOBS and the process to apply for non-competitive and competitive jobs by posting the employment opportunities. Provides information on the Workforce Recruitment Program that assists graduates with disabilities in finding jobs in the Federal government.

<https://www.opm.gov/>

## Spouse Education and Career Opportunities

The Department of Defense Spouse Education and Career Opportunities program provides Education and Career Guidance to military spouses worldwide and offers comprehensive resources and tools for all stages of your career progression.

<https://myseco.militaryonesource.mil/portal/>

# Job Search Websites



## Busan MWR

Provides local employment through Navy MWR at Busan or Chinhae, South Korea

<https://navymwrbusan.com/about/careers>

## LinkedIn

Great for networking and applying for jobs. Provides 1 year free premium membership for military spouses.

<https://socialimpact.linkedin.com/programs/veterans/milspouses>

## Zeiders

Contracting Company that provides Finance Management Professionals for Service Member and family support.

<https://zeiders.dejobs.org/kor/jobs>

## USA JOBS

Website for searching and applying for Federal Government Jobs. For local employment search for Chinhae, South Korea and set distance to 50 mile radius to include all Busan employment opportunities as well.

<https://www.usajobs.gov/>

## Navy Federal Credit Union

Navy Federal has employment opportunities for South Korea for job seekers with a financial background.

<https://www.navyfederal.org/about/careers.html> then click on Search Jobs and choose Korea, Republic of.

## Leidos

Contracting company that provides military services to South Korea like counseling, Tricare service reps, and Financial Management instructors on military installations.

<https://careers.leidos.com/search/jobs/in/country/korea-republic-of>

# Area Schools & Education Support



CNFK School Liaison Officer

DSN: 315-763-8771(OCONUS)/050-3363-8771(CONUS)

Cell#: 010-6375-9078

Email: [lachelle.j.carr.naf@us.navy.mil](mailto:lachelle.j.carr.naf@us.navy.mil)

International School of Busan (ISB)

Address: 50 Gijang-daero, Gijang-eup, Gijang-gun, Busan, South Korea, 46081

Phone#: +82-051-742-3332

Email: [info@isbusan.org](mailto:info@isbusan.org)

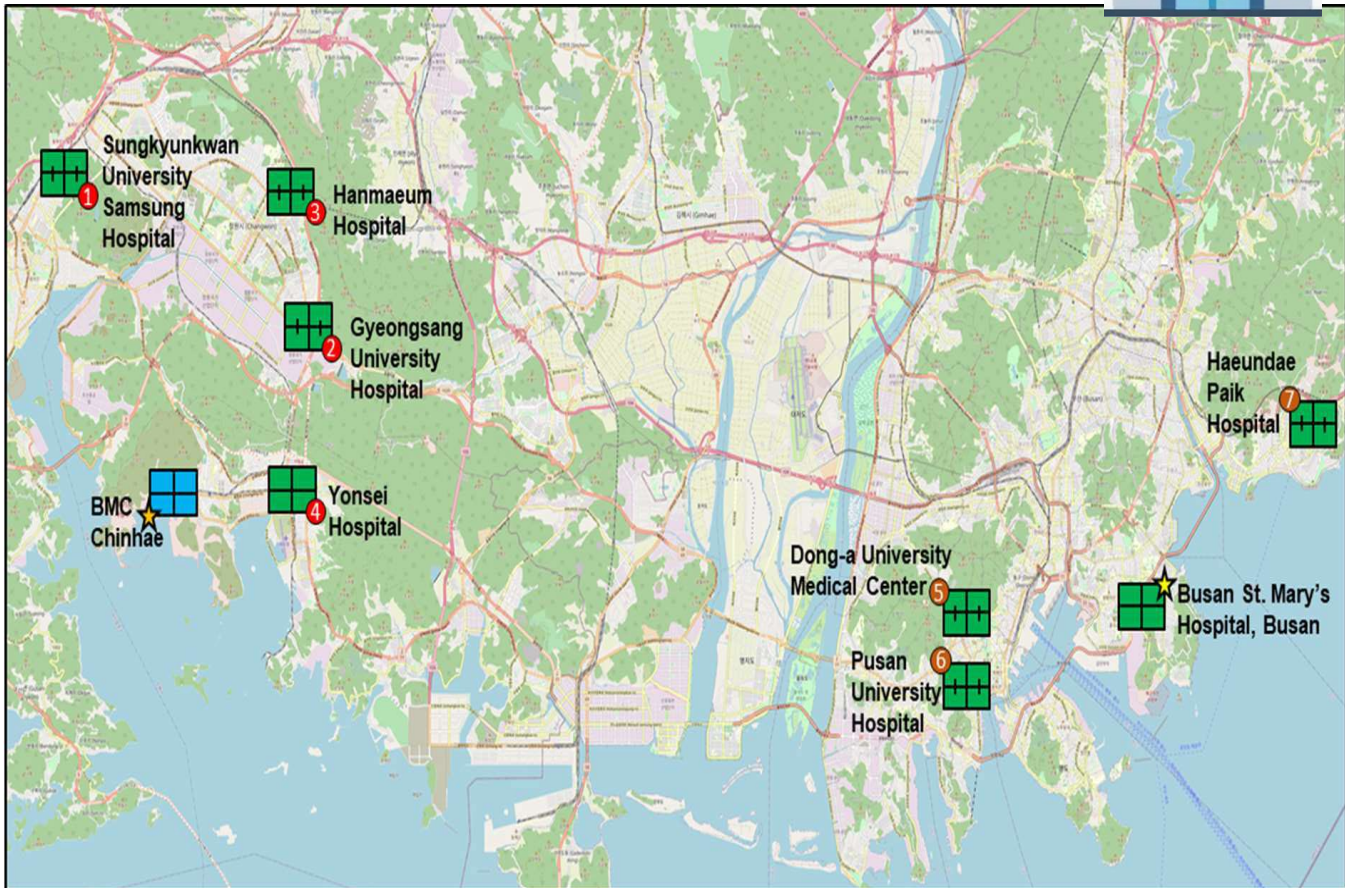

Busan Foreign School

Address: 45 Daechon-ro, 67 Beon-gil, Haeundae-gu, South Korea 48084

Phone#: +82 051-747-7199

Email: [info@bfs.or.kr](mailto:info@bfs.or.kr)

# Medical Facilities



★BMC Chinhae

Services: Primary care; limited Rad, Lab, Pharm  
DSN 763-5415/ +82-50-3363-5415

★Busan St. Mary's

Services: 24/7 ER, Surg, Primary care, Lab, Rad, Pharm  
+82-51-933-7066

① Sungkyunkwan University Samsung Hospital, Changwon

Services: 24/7 ER, Surg, OBGYN, Pharm  
+82-55-233-8310

② Gyeongsang National University Hospital, Changwon  
Services: 24/7 ER, Surg, OBGYN, Pharm  
+82-55-214-1000

③ Hanmaeum Hospital, Changwon

Services: 24/7 ER, Trauma, Surg, OBGYN, Pharm  
+82-55-225-0000

④ Yonsei S Hospital, Chinhae

Services: 24/7 ER, Trauma  
+82-55-548-7700

⑤ Dong-A University Medical Center, Busan

Services: 24/7 ER, Surg, OBGYN, Pharm  
+82-51-240-2000

⑥ Busan National University Hospital, Busan

Services: 24/7 ER, Surg, OBGYN, Pharm  
+82-51-240-7000/7472, ENG: +82-10-8504-8200

⑦ Inje University Haeundae Paik Hospital, Busan  
Services: Shock Trauma

+82-51-797-0566, ENG: +82-80-429-0880

# Transition Assistance Program



## Camp Walker Transition Assistance Program

TAP Counselors

DSN: 315-763-4927/4926(OCONUS)/050-3363-4927/4926(CONUS)

Website: <https://home.army.mil/daegu/about/Garrison/directorate-human-resources/soldier-life-transition-assistance-program-sfl-tap>

## Navy Virtual Transition Assistance Program (VTAP)

Website: <https://mynavyfamily.com>

Create account, click on Navy Career and Transition tab, then click on ENTER THIS COURSE based on the schedule provided on the website.

## Command Career Counselor

OSCS Chin Ng

DSN: 315-763-8244

Email: [Chinfei.ng.mil@us.navy.mil](mailto:Chinfei.ng.mil@us.navy.mil)

## Chinhae FFSC TAPS Program Coordinator

Email: [FFSCKorea@us.navy.mil](mailto:FFSCKorea@us.navy.mil)

# Financial Readiness



## Personal Finance Manager

Germaine Moore

DSN: 315-763-4927/4926(OCONUS)/050-3363-4927/4926(CONUS)

Website: <https://home.army.mil/daegu/about/Garrison/directoratehuman-resources/soldier-life-transition-assistance-program-sfl-tap>

## Navy Federal

Sarah Ivey

Daegu, South Korea (Camp Walker and Camp Carroll)

Phone: 011-82-50-3363-2524 (Camp Walker), 011-82-50-3365-1793 (Camp Carroll)

Email: [sarah\\_ivey@navyfederal.org](mailto:sarah_ivey@navyfederal.org)

## Command Financial Specialist

OSCS Chin Ng

DSN: 315-763-8244

Email: [Chinfei.ng.mil@us.navy.mil](mailto:Chinfei.ng.mil@us.navy.mil)

## Chinhae FFSC Command Financial Specialist Trainer

Philip Morris

Email: [FFSCKorea@us.navy.mil](mailto:FFSCKorea@us.navy.mil)

# Life Skills/Counseling



## FFSC Virtual Clinical Counseling

Phone for Appointment: 1-855-205-6749

Website: [www.ffsp.navy.mil](http://www.ffsp.navy.mil)

## Chaplain Services

Busan: CDR Stephen Chapman

DSN: 315-763-8001

Email: [stephen.b.chapman3.mil@us.navy.mil](mailto:stephen.b.chapman3.mil@us.navy.mil)

Chinhae: LT Travis O'Reilly

DSN: 315-763-5388

Cell: 010-3598-7255

Email: [james.t.oreilly2.mil@us.navy.mil](mailto:james.t.oreilly2.mil@us.navy.mil)

## Military Family Life Consultants

Deborah Lintz-Hill

Cell: 010-2262-5194

Email: [Deborah.lintzhill@leidos.com](mailto:Deborah.lintzhill@leidos.com) or [lintzhil@hotmail.com](mailto:lintzhil@hotmail.com)

Jorkill Alamanza

Phone: 1-571-315-9630, Cell: 010-8409-2432

Email: [jorkill.almanzar@leidos.com](mailto:jorkill.almanzar@leidos.com)


## Chinhae FFSC Life Skill Instructor

Provides training on communications skills, healthy relationships, stress management, and all related topics.

Philip Morris

Email: [FFSCKorea@us.navy.mil](mailto:FFSCKorea@us.navy.mil)

# Relocations Resources



## Military One source

Provides PCS and moving assistance when transitioning from duty station to duty Station or transitioning to civilian life CONUS or OCONUS (Plan My Move).

Website: <https://militaryonesource.mil/moving-pcs/>

## POV Transportation Registration

CFAC: 315-763-5296

Busan: BSC, Pier 5, Busan, South Korea

Phone: 315-763-7797

## Family Housing Office

Busan

Referral Assistant

Phone: 051-714-0843

Chinhae

Referral Assistant

Phone: 315-763-5454

Management Assistant: DSN: 315-763-5273, Cell: 010-26565196

Email: [Chinhae\\_Housing@us.navy.mil](mailto:Chinhae_Housing@us.navy.mil)

## Chinhae FFSC Relocation Training

Provides training on smooth move (PCS), Transition Assistance, New Spouse orientation, Indoctrination all related training.

Philip Morris

Email: [FFSKorea@us.navy.mil](mailto:FFSKorea@us.navy.mil)

# Pet Resources



## U.S Army Garrison Daegu – Camp Walker Veterinary Clinic

Building #S-341

Camp Walker, Daegu, South Korea

Appointments: 0505-764-4708 or DSN: 315-764-4708

## Pet Walking and Boarding (All Locations South Korea)

Website: <https://www.petbacker.com/s/pet-boarding/south-korea?page=2>

## All Paws Osan Pet care

Civilian Phone: 010-5663-1304

Email: [allpawsosan@gmail.com](mailto:allpawsosan@gmail.com)

Website: <https://51fss.com/all-paws-pet-care/>

## Requirements for Pets to be on Chinhae Naval Base

Pets must be registered with DoD and include the following documentation:

- Proof of rabies vaccination with the last year
- U.S. health certificate issued by a military veterinarian
- Korean Health certificate (only if leaving the country)

## Pet Boarding

- 1) All pet carriers must be rigid (not soft) and allow pets to stand up, turn around, and laydown.
- 2) Pet Holding areas will be coordinated based on available space and severity of crisis, but preservation of human life will be the primary focus.



**Fleet & Family Support Center**  
**Command Navy Region Korea**  
[FFSCKorea@us.navy.mil](mailto:FFSCKorea@us.navy.mil)  
<https://www.facebook.com/KoreaFFR>